



**GODFREY PHILLIPS**  
— INDIA LIMITED —

Godfrey Phillips India Limited  
49 Community Centre,  
Friends Colony, New Delhi-110 025  
Tel: +91 11 2683 2155, 2684 0148  
Fax: +91 11 2684 0775, 2683 5803  
www.godfreyphillips.com

19<sup>th</sup> July, 2016

1. **The Secretary**  
**BSE Limited**  
**Phiroze Jeejeebhoy Towers,**  
**25<sup>th</sup> Floor, Dalal Street,**  
**Mumbai – 400 001**

**Fax No : 022-22722041/22723719, 22722039**

2. **The Secretary,**  
**National Stock Exchange of India Limited.**  
**Exchange Plaza,**  
**Bandra Kurla Complex,**  
**Bandra (East)**  
**Mumbai – 400051**

**Fax No : 022-26598237/26598238**

**Reg.: Submission of Shareholding Pattern for the quarter ended 30<sup>th</sup> June, 2016**

Dear Sir,

In Pursuance of Regulation 31(1)(b) of the SEBI (Listing Obligations and Disclosure Requirements) Regulations, 2015, we are enclosing a copy of the Shareholding Pattern as on 30<sup>th</sup> June, 2016.

Thanking you,

Yours faithfully,  
for **Godfrey Phillips India Limited**

**Sanjay Gupta**  
**Company Secretary**


Encl.: As above

Home

Validate

### General information about company


Scrip code	500163
Name of the company	<b>GODFREY PHILLIPS INDIA LIMITED</b>
Whether company is SME	No
Class of Security	Equity Shares
Type of report	Quarterly
Quarter Ended / Half year ended/Date of Report (For Prelisting / Allotment)	30-06-2016
Date of allotment / extinguishment (in case Capital Restructuring selected) / Listing Date	
Shareholding pattern filed under	Regulation 31 (1) (b)




Home

Validate

Sr. No.	Particular	Yes/No
1	Whether the Listed Entity has issued any partly paid up shares?	No
2	Whether the Listed Entity has issued any Convertible Securities ?	No
3	Whether the Listed Entity has issued any Warrants ?	No
4	Whether the Listed Entity has any shares against which depository receipts are issued?	No
5	Whether the Listed Entity has any shares in locked-in?	No
6	Whether any shares held by promoters are pledge or otherwise encumbered?	No
7	Whether company has equity shares with differential voting rights?	No



Crises (C)	Category of the holder (R)	No. of shares held as equity (S)	No. of fully paid up equity shares held (S)	No. of equity held on security shares (S)	No. of shares underlying warrants (W)	Total no. shares (W) + (S) + (S)	Shareholding as a % of the total shares (calculated as per (S)+(S)+(S)) As a % of (A+B+C)	Number of types registered in each class of securities (D)			Total as a % of (A+B+C)	No. of shares underlying convertible securities (U)	No. of shares underlying convertible securities (U)	Shareholding as a % of convertible securities (calculated as per (U)+(U)) As a % of (D+E)	Number of listed shares (D)		Number of shares pledged or otherwise encumbered (E)		Number of equity shares held in demat form (D)
								Class	No. of shares	Class					No. of shares	As a % of total shares held (D)	No.	As a % of total shares held (E)	
(A)	Promoter & Promoter Group	25	37,46,572	37,46,572	77,06	37,46,572	77,06	77,06	77,06	77,06	77,06	77,06	77,06	77,06	77,06	77,06	77,06	21,03,332	
(B)	FPIs	2009	3,43,814	3,43,814	7,24	3,43,814	7,24	7,24	7,24	7,24	7,24	7,24	7,24	7,24	7,24	7,24	7,24	1,90,501	
(C)	Non Promoter - Non Public																		
(D)	Share subscription, etc.																		
	<b>Total</b>	<b>2034</b>	<b>51,99,386</b>	<b>51,99,386</b>	<b>84,30</b>	<b>51,99,386</b>	<b>84,30</b>	<b>84,30</b>	<b>84,30</b>	<b>84,30</b>	<b>84,30</b>	<b>84,30</b>	<b>84,30</b>	<b>84,30</b>	<b>84,30</b>	<b>84,30</b>	<b>84,30</b>	<b>21,93,833</b>	



Sr.	Category & Name of the Shareholders (i)	Nos. Of shareholders (ii)	No. of fully paid up equity shares held (iv)	Total nos. shares held (vi) = (iv)+(v)-(vi)	Shareholding as a % of total no. of shares (calculated as per SCRR, 1957) (viii) As a % of (A+B+C2)	Number of Voting Rights held in each class of securities (x)		Shareholding, as a % assuming full conversion of convertible securities (as a percentage of diluted share capital) (xi) = (vii)/(x) As a % of (A+B+C2)	Number of equity shares held in dematerialized form (xiv)
						No of Voting (xiv) Rights	Total as a % of Total Voting rights		
<b>A</b>	<b>Table II - Statement showing shareholding pattern of the Promoter and Promoter Group</b>								
<b>(1)</b>	<b>Indian</b>								
(a)	Individuals/Hindu undivided Family	5	22940	22940	0.04	22940.00	22940	0.04	17500
(b)	Central Government/ State Government(s)								
(c)	Financial Institutions/ Banks								
(d)	Any Other (specify)	19	24392361	24392361	46.91	24392361.00	24392361	46.91	24347361
	<b>Sub-Total (A)(1)</b>	<b>24</b>	<b>24415301</b>	<b>24415301</b>	<b>46.96</b>	<b>24415301.00</b>	<b>24415301</b>	<b>46.96</b>	<b>24364861</b>
<b>(2)</b>	<b>Foreign</b>								
(a)	Individuals (NonResident Individuals/ Foreign Individuals)								
(b)	Government								
(c)	Institutions								
(d)	Foreign Portfolio Investor								
(e)	Any Other (specify)	1	13050475	13050475	25.10	13050475.00	13050475	25.10	13050475
	<b>Sub-Total (A)(2)</b>	<b>1</b>	<b>13050475</b>	<b>13050475</b>	<b>25.10</b>	<b>13050475.00</b>	<b>13050475</b>	<b>25.10</b>	<b>13050475</b>
	<b>Total Shareholding of Promoter and Promoter Group (A)=(A)(1)+(A)(2)</b>	<b>25</b>	<b>37465776</b>	<b>37465776</b>	<b>72.06</b>	<b>37465776.00</b>	<b>37465776</b>	<b>72.06</b>	<b>37415336</b>

Details of Shares which remain unclaimed for Promoter & Promoter Group

<b>Table III - Statement showing shareholding pattern of the Public shareholder</b>									
<b>Institutions</b>									
<b>(1)</b>									
(a)	Mutual Funds	12	307941	307941	0.59	307941	307941	0.59	307566
(b)	Venture Capital Funds								
(c)	Alternate Investment Funds								
(d)	Foreign Venture Capital Investors								
(e)	Foreign Portfolio Investors	26	2269414	2269414	4.36	2269414	2269414	4.36	2269414
(f)	Financial Institutions/ Banks	9	67769	67769	0.13	67769	67769	0.13	46459
(g)	Insurance Companies								
(h)	Provident Funds/ Pension Funds								
(i)	Any Other (specify)	848	4145812	4145812	7.97	4145812	4145812	7.97	4109917
	<b>Sub-Total (B)(1)</b>	<b>898</b>	<b>6790936</b>	<b>6790936</b>	<b>13.06</b>	<b>6790936.00</b>	<b>6790936</b>	<b>13.06</b>	<b>6733356</b>
<b>(2)</b>	Central Government/ State Government(s)/ President of India	1	24000	24000	0.05	24000	24000	0.05	0

(3)	Non-Institutions	Sub-Total (B)(2)		1	24000		0.05	24000.00		0.05	24000		0.05	0
		(a)(i)	(a)(ii)		(b)	(c)		(d)	(e)					
	Individuals - i. Individual shareholders holding nominal share capital up to Rs. 2 lakhs.	19016	6925473		6925473	6925473.00	13.32	6925473.00	13.32	24000	6925473	13.32	0.05	5433542
	Individuals - ii. Individual shareholders holding nominal share capital in excess of Rs. 2 lakhs.	2	604500		604500	604500.00	1.16	604500.00	1.16		604500	1.16		604500
	NBFCs registered with RBI	12	68670		68670	68670.00	0.13	68670.00	0.13		68670	0.13		67605
	Employee Trusts													
	Overseas Depositories (holding DRs) (balancing figure)													
	Any Other (Specify)	277	114565		114565	114565.00	0.22	114565.00	0.22		114565	0.22		103040
	<b>Sub-Total (B)(3)</b>	<b>19307</b>	<b>7713208</b>		<b>7713208</b>	<b>7713208.00</b>	<b>14.83</b>	<b>7713208.00</b>	<b>14.83</b>		<b>7713208</b>	<b>14.83</b>		<b>6208687</b>
	<b>Total Public Shareholding (B)=[(1)+(B)(2)+(B)(3)]</b>	<b>20206</b>	<b>14528144</b>		<b>14528144</b>	<b>14528144.00</b>	<b>27.94</b>	<b>14528144.00</b>	<b>27.94</b>		<b>14528144</b>	<b>27.94</b>		<b>12942043</b>

Details of the shareholders acting as persons in Concert for Public


Details of Shares, which remain unclaimed for Public

**Table IV - Statement showing shareholding pattern of the Non Promoter- Non Public shareholder**

C	Custodian/DR Holder- Name of DR Holders (if Available)	(1)	(2)	(3)	(4)	(5)	(6)	(7)	(8)	(9)	(10)	(11)	(12)
(1)	Employee Benefit Trust (under SEBI (Share based Employee Benefit) Regulations, 2014)												
(2)	<b>Total Non Promoter- Non Public Shareholding (C)=[(1)+(C)(2)]</b>												
	<b>Total (A+B+C)</b>	20231	51993920	51993920	51993920	51993920.00	100.00	51993920.00	100.00	51993920	51993920	100.00	50957379
	<b>Total (A+B+C)</b>	20231	51993920	51993920	51993920	51993920.00	100.00	51993920.00	100.00	51993920	51993920	100.00	50957379

Add Notes


Disclosure of notes on shareholding pattern



Home


Validate

Serial No.	Name of the Shareholders (i)	PAN (ii)	No. of fully paid up equity shares held (iv)	Total nos. shares held (vii) = (iv)+(v)+(vi)	Shareholding as a % of total no. of shares (calculated as per SCRR, 1957) (viii) As a % of (A+B+C2)	Number of Voting Rights held in each class of securities			Shareholding, as a % assuming full conversion of convertible securities (as a percentage of diluted share capital) (xi) = (vii)/(xi)(a) As a % of (A+B+C2)	Number of equity shares held in dematerialized form (xiv)	Reason for not providing PAN
						Class eg: X	No of Voting (xiv) Rights	Total as a % of Total Voting rights			
<b>A1(a) Individuals/Hindu undivided Family</b>											
1	K K MODI	AANPM0159M	2000	2000	0.00	2000.00	2000.00	0.00	0.00	2000	
2	SAMIR MODI	AAVPM0628H	2000	2000	0.00	2000.00	2000.00	0.00	0.00	2000	
3	DIVYA TONGYA	AJZPM9106B	11500	11500	0.02	11500.00	11500.00	0.02	0.02	11500	
4	RITIKA N RUNGTA	ABZPR4037I	5440	5440	0.01	5440.00	5440.00	0.01	0.01	0	
5	RUCHIR KUMAR LALIT MODI	AAPPM4175M	2000	2000	0.00	2000.00	2000.00	0.00	0.00	2000	
		<b>Total</b>	<b>22940</b>	<b>22940</b>	<b>0.04</b>	<b>22940.00</b>	<b>22940.00</b>	<b>0.04</b>	<b>0.04</b>	<b>17500</b>	

[Click here to go back](#)


Serial No.	Category	Name of the Shareholders (i)	PAN (ii)	No. of the Shareholders (i)	No. of fully paid up equity shares held (iv)	Total nos. shares held (v) = (iv) + (vi)	Shareholding as a % of total no. of shares (calculated as per SCRR, 1957) (vii) As a % of (A+B+C2)	Number of Voting Rights held in each class of securities			Shareholding, as a % assuming full conversion of convertible securities as a percentage of diluted share capital (XII) = (VII)+(X)	Number of equity shares held in dematerialized form (XIV)	Reason for not providing PAN
								No of Voting Rights	Total as a % of Total Voting rights	Class eg: X			
A1(a)	Any Other (specify)												
1	Bodies Corporate	K K WOOT INVESTMENT AND FINANCIAL SERVICES PVT. LTD.	AAAC0322L	1	15196660	15196660	29.23	15196660.00	29.23	29.23	15196660		
2	Bodies Corporate	GOOD INVESTMENT (INDIA) LTD.	AAAC00727B	1	4309220	4309220	8.29	4309220.00	8.29	8.29	4309220		
3	Bodies Corporate	QUICK INVESTMENT (INDIA) LTD.	AAAC00222D	1	2166800	2166800	4.17	2166800.00	4.17	4.17	2166800		
4	Bodies Corporate	SUPER INVESTMENT (INDIA) LTD.	AAACS1151M	1	527260	527260	1.01	527260.00	1.01	1.01	527260		
5	Bodies Corporate	SPICE MOBILITY LTD	AABCM6519D	1	83591	83591	0.16	83591.00	0.16	0.16	83591		
6	Bodies Corporate	LONGWELL INVESTMENT PVT LTD	AAACL3165G	1	80000	80000	0.15	80000.00	0.15	0.15	80000		
7	Bodies Corporate	SWASTHI INVESTMENT PVT LTD	AADCS5021P	1	80000	80000	0.15	80000.00	0.15	0.15	80000		
8	Bodies Corporate	MOTTO INVESTMENT PVT LTD	AADCW7321G	1	79000	79000	0.15	79000.00	0.15	0.15	79000		
9	Bodies Corporate	HMA UDYOG PRIVATE LTD	AAACH1710M	1	68000	68000	0.13	68000.00	0.13	0.13	68000		
10	Bodies Corporate	UPASANA INVESTMENT PVT LTD	AAACU2119F	1	450	450	0.00	450.00	0.00	0.00	450		
11	Trusts	K K WOOT & BIRKA WOOT TRUSTEES -INDOPIIL SENIOR EXECUTIVES (OFFICES) WELFARE	AAAT15722M	1	386280	386280	0.74	386280.00	0.74	0.74	386280		
12	Trusts	INDOPIIL JUNIOR EMPLOYEES (FACTORY) K K WOOT & BIRKA WOOT TRUSTEES -	AAAT15759A	1	380000	380000	0.73	380000.00	0.73	0.73	380000		
13	Trusts	INDOPIIL SENIOR EXECUTIVES (OFFICES) K K WOOT & BIRKA WOOT TRUSTEES -	AAAT15755N	1	308560	308560	0.59	308560.00	0.59	0.59	308560		
14	Trusts	INDOPIIL SENIOR EXECUTIVES (FACTORY) K K WOOT & BIRKA WOOT TRUSTEES -	AAAT15757Q	1	308560	308560	0.59	308560.00	0.59	0.59	308560		
15	Trusts	INDOPIIL SENIOR EXECUTIVES (OFFICES) K K WOOT & BIRKA WOOT TRUSTEES -	AAAT15756R	1	141360	141360	0.27	141360.00	0.27	0.27	141360		
16	Trusts	INDOPIIL JUNIOR EMPLOYEES (OFFICES) K K WOOT & BIRKA WOOT TRUSTEES -	AAAT15760M	1	108220	108220	0.21	108220.00	0.21	0.21	108220		
17	Trusts	INDOPIIL JUNIOR EMPLOYEES (FACTORY) KEDARRATHI TRUSTEES WOOT SFC &	AAAT15758B	1	100560	100560	0.19	100560.00	0.19	0.19	100560		
18	Trusts	WAG MILLS CO. LTD. (HEAD OFFICE) K K WOOT & BIRKA WOOT TRUSTEES	Z72729992Z	1	45000	45000	0.09	45000.00	0.09	0.09	0		
19	Trusts	INDOPIIL SENIOR EXECUTIVES (OFFICES) K K WOOT & BIRKA WOOT TRUSTEES	AAAT15761L	1	22840	22840	0.04	22840.00	0.04	0.04	22840		
			Total	19	24392361	24392361	46.91	24392361.00	46.91	46.91	24392361		

Click here to go back






Home [Validate](#)

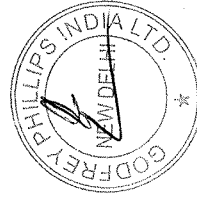
Serial No.	Category	Name of the Shareholders (I)	PAN (II)	No. of the Shareholders (I)	No. of fully paid up equity shares held (IV)	Total nos. shares held (VII) = (IV)+(V)+ (VI)	Shareholding as a % of total no. of shares (calculated as per SCRR, 1957) (VIII) As a % of (A+B+C2)	Number of Voting Rights held in each class of securities			Shareholding, as a % assuming full conversion of convertible securities (as a percentage of diluted share capital) (XI) = (VII)+(X)	Number of equity shares held in dematerialized form (XIV)	Reason for not providing PAN
								No of Voting Rights	Total as a % of Total Voting rights	Total			
A2(i)	Any Other (specify)												
1	Bodies Corporate	PHILIP MORRIS GLOBAL BRANDS INC	AAGCP1534M	1	13050475	13050475	25.10	13050475.00	13050475.00	25.10	25.10	13050475	
			Total	1	13050475	13050475	25.10	13050475.00	13050475.00	25.10	25.10	13050475	

[Click here for PDF sheet](#)





[Home](#)[Validate](#)

Serial No.	Name of the Shareholders (i)	PAN (ii)	No. of fully paid up equity shares held (iv)	Total nos. shares held (vii) = (iv)+(v)+ (vi)	Shareholding as a % of total no. of shares (calculated as per SCRR, 1957) (viii) As a % of (A+B+C2)	Number of Voting Rights held in each class of securities			Shareholding, as a % assuming full conversion of convertible securities (as a percentage of diluted share capital) (xi) = (vii)+(x) As a % of (A+B+C2)	Number of equity shares held in dematerialized form (xiv)	Reason for not providing PAN
						Class eg: X	No of Voting Rights	Total as a % of Total Voting rights			
<b>B1(e) Foreign Portfolio Investors</b>											
<b>Disclosure of shareholder holding more than 1% of total number of shares</b>											
1	JUPITER SOUTH ASIA INVESTMENT COMPANY LTD	AAACB9126B	1100000	1100000	2.12	1100000.00	1100000.00	2.12	2.12	1100000	
2	APMS INVESTMENT FUND LTD	AAECN4158A	813775	813775	1.57	813775.00	813775.00	1.57	1.57	813775	
	Total		1913775	1913775	3.68	1913775.00	1913775.00	3.68	3.68	1913775	

[Click here to go back](#)

Serial No.	Category	Category / More than 1 percentage	Name of the Shareholders (I)	PAN (II)	No. of the Shareholders (I)	No. of fully paid up equity shares held (IV)	Total nos. shares held (VII) = (IV)+(V)+ (VI)	Shareholding as a % of total no. of shares (calculated as per SCRR, 1957) (VIII) As a % of (A+B+C2)	Number of Voting Rights held in each class of securities			Shareholding, as a % assuming full conversion of convertible securities (as a percentage of diluted share capital)	Number of equity shares held in dematerialized form (XV)	Reason for not providing PAN
									No of Voting Rights	Class etc. X	Total			
B.1(i) Any Other (specify)														
1	Other	More than 1 percentage of shareholding	NATIONAL WESTMINSTER BANK PLC AS TRUSTEE	AABT14862E	1	2491033	2491033	4.79	0.00	2491033	0.00	4.79	2491033	0
		Other than 1 percentage of shareholding			0	0	0	0.00	0.00	0	0.00	0.00	0	0





Serial No.	Category	Category / More than 1 percentage	Name of Shareholders (i)	PAN (ii)	No. of the Shareholders (i)	No. of fully paid up shares held (iv)	Total no. shares held (vi) = (iv) + (v)	Shareholding as a % of total no. shares calculated as per SCRR, 1957 (viii) As a % of (A+B+C2)	Number of Voting Rights held in each class of securities		Shareholding as a % of convertible securities (as a percentage of diluted share capital) As a % of (A+B+C2)	Number of equity shares held in dematerialized form (xii)	Reason for not providing PAN
									Class	Total			
<b>(B)(4)</b>													
<b>Any Other (Specify)</b>													
1	Foreign Individuals or NRIs	Category			277	114565	114565	0.22		114565	0.22	103940	
					277	114565	114565	0.22		114565.00	0.22	103940	
					<b>Total</b>					<b>114565.00</b>	<b>0.22</b>	<b>103940</b>	

Home

Validate

Details of the shareholders acting as persons in Concert for Public			
Serial No.	Name of the PAC	Number of shares	Percentage of shareholding by PAC
	<a href="#">Add</a>	<a href="#">Delete</a>	<a href="#">Click here to go back</a>
1	TRUSTEE OF THE JUPTER INDIA FUND	2491033	4.79
2	TRUSTEE OF THE JUPTER ASIAN FUND	170000	0.33
3	JUPTER SOUTHASIA INVESTMENT COMPANY	1100000	2.12

