



GODFREY PHILLIPS
—INDIA LIMITED—

Omaxe Square
Plot No.14, Jasola District Centre
Jasola, New Delhi-110025 India.
Tel.: +91 11 2683 2155, 6111 9300
Fax: +91 11 4168 9102
www.godfreyphillips.com

iso-gpi@modi-ent.com

21st October, 2022

- 1. The Secretary
BSE Limited
Phiroze Jeejeebhoy Towers,
25th Floor, Dalal Street,
Mumbai – 400 001**

Fax No : 022-22722041/22723719, 22722039

- 2. The Secretary,
National Stock Exchange of India Limited.
Exchange Plaza,
Bandra Kurla Complex,
Bandra (East)
Mumbai – 400051**

Fax No : 022-26598237/26598238

Reg.: Submission of Shareholding Pattern for the quarter ended 30th September, 2022

Dear Sir,

In Pursuance of Regulation 31(1)(b) of the SEBI (Listing Obligations and Disclosure Requirements) Regulations, 2015, we are enclosing a copy of the Shareholding Pattern as on 30th September, 2022.

Thanking you,

Yours faithfully,
for **Godfrey Phillips India Limited**

**Sanjay Gupta
Company Secretary**

Encl.: As above

| General information about company | |
|--|--------------------------------|
| Scrip code | 500163 |
| NSE Symbol | GODFRYPHLP |
| MSEI Symbol | NOTLISTED |
| ISIN | INE260B01028 |
| Name of the company | GODFREY PHILLIPS INDIA LIMITED |
| Whether company is SME | No |
| Class of Security | Equity Shares |
| Type of report | Quarterly |
| Quarter Ended / Half year ended/Date of Report (For Prelisting / Allotment) | 30-09-2022 |
| Date of allotment / extinguishment (in case Capital Restructuring selected) / Listing Date | |
| Shareholding pattern filed under | Regulation 31 (1) (b) |
| Whether the listed entity is Public Sector Undertaking (PSU)? | No |



Declaration

| Sr. No. | Particular | Yes/No | Promoter and Promoter Group | Public shareholder | Non Promoter- Non Public |
|---------|--|--------|-----------------------------|--------------------|--------------------------|
| 1 | Whether the Listed Entity has issued any partly paid up shares? | No | No | No | No |
| 2 | Whether the Listed Entity has issued any Convertible Securities ? | No | No | No | No |
| 3 | Whether the Listed Entity has issued any Warrants ? | No | No | No | No |
| 4 | Whether the Listed Entity has any shares against which depository receipts are issued? | No | No | No | No |
| 5 | Whether the Listed Entity has any shares in locked-in? | No | No | No | No |
| 6 | Whether any shares held by promoters are pledge or otherwise encumbered? | No | No | | |
| 7 | Whether company has equity shares with differential voting rights? | No | No | No | No |
| 8 | Whether the listed entity has any significant beneficial owner? | Yes | | | |



Table VI - Statement showing foreign ownership limits

| Particular | Approved limits (%) | Limits utilized (%) |
|---------------------------------------|----------------------------|----------------------------|
| As on shareholding date | 0 | 0 |
| As on the end of previous 1st quarter | 0 | 0 |
| As on the end of previous 2nd quarter | 0 | 0 |
| As on the end of previous 3rd quarter | 0 | 0 |
| As on the end of previous 4th quarter | 0 | 0 |



Table I - Summary Statement holding of specified securities

| Category (I) | Category of shareholder (II) | Nos. Of shareholders (III) | No. of fully paid up equity shares held (IV) | No. Of Partly paid-up equity shares held (V) | No. Of shares underlying Depository Receipts (VI) | Total nos. shares held (VII) = (IV)+ (V)+ (VI) | Shareholding as a % of total no. of shares (calculated as per SCRR, 1957) (VIII) As a % of (A+B+C2) | Number of Voting Rights held in each class of securities (IX) | | | Total as a % of (A+B+C) |
|--------------|--------------------------------|----------------------------|--|--|---|--|---|---|-------------|-----------------|-------------------------|
| | | | | | | | | No of Voting (XIV) Rights | | | |
| | | | | | | | | Class eg: X | Class eg: y | Total | |
| (A) | Promoter & Promoter Group | 26 | 37866270 | | | 37866270 | 72.83 | 37866270 | | 37866270 | 72.83 |
| (B) | Public | 31527 | 14127650 | | | 14127650 | 27.17 | 14127650 | | 14127650 | 27.17 |
| (C) | Non Promoter-Non Public | | | | | | | | | | |
| (C1) | Shares underlying DRs | | | | | | | | | | |
| (C2) | Shares held by Employee Trusts | | | | | | | | | | |
| | Total | 31553 | 51993920 | | | 51993920 | 100 | 51993920 | | 51993920 | 100 |



Table I - Summary Statement holding of specified securities

| Category (I) | Category of shareholder (II) | No. Of Shares Underlying Outstanding convertible securities (X) | No. of Shares Underlying Outstanding Warrants (Xi) | No. Of Shares Underlying Outstanding convertible securities and No. Of Warrants (Xi) (a) | Shareholding , as a % assuming full conversion of convertible securities (as a percentage of diluted share capital) (XI)= (VII)+(X) As a % of (A+B+C2) | Number of Locked in shares (XII) | | | Number of Shares pledged or otherwise encumbered (XIII) | Number of equity shares held in dematerialized form (XIV) | Sub-categorization of shares | | |
|--------------|--------------------------------|---|--|--|---|----------------------------------|---------------------------------|---------|---|---|---------------------------------|------------------|-------------------|
| | | | | | | No. (a) | As a % of total Shares held (b) | No. (a) | | | As a % of total Shares held (b) | Sub-category (i) | Sub-category (ii) |
| (A) | Promoter & Promoter Group | | | | 72.83 | | | | | 37821270 | | | |
| (B) | Public | | | | 27.17 | | | | | 13527433 | 0 | 0 | 0 |
| (C) | Non Promoter-Non Public | | | | | | | | | | | | |
| (C1) | Shares underlying DRs | | | | | | | | | | | | |
| (C2) | Shares held by Employee Trusts | | | | | | | | | | | | |
| | Total | | | | 100 | | | | | 51348703 | 0 | 0 | 0 |



Table II - Statement showing shareholding pattern of the Promoter and Promoter Group

| Sr. | Category & Name of the Shareholders (I) | Nos. Of shareholders (III) | No. of fully paid up equity shares held (IV) | No. Of Partly paid-up equity shares held (V) | No. Of shares underlying Depository Receipts (VI) | Total nos. shares held (VII) = (IV)+(V)+(VI) | Shareholding as a % of total no. of shares (calculated as per SCRR, 1957) (VIII) As a % of (A+B+C2) | Number of Voting Rights held in each class of securities (IX) | | | |
|---|---|----------------------------|--|--|---|--|---|---|-------------|-------------------------------------|-------|
| | | | | | | | | No of Voting (XIV) Rights | | Total as a % of Total Voting rights | |
| | | | | | | | | Class eg: X | Class eg: y | | Total |
| A | Table II - Statement showing shareholding pattern of the Promoter and Promoter Group | | | | | | | | | | |
| (1) | Indian | | | | | | | | | | |
| (a) | Individuals/Hindu undivided Family | 6 | 23950 | | | 23950 | 0.05 | 23950 | | 23950 | 0.05 |
| (d) | Any Other (specify) | 19 | 24791845 | | | 24791845 | 47.68 | 24791845 | | 24791845 | 47.68 |
| Sub-Total (A)(1) | | 25 | 24815795 | | | 24815795 | 47.73 | 24815795 | | 24815795 | 47.73 |
| (2) | Foreign | | | | | | | | | | |
| (e) | Any Other (specify) | 1 | 13050475 | | | 13050475 | 25.1 | 13050475 | | 13050475 | 25.1 |
| Sub-Total (A)(2) | | 1 | 13050475 | | | 13050475 | 25.1 | 13050475 | | 13050475 | 25.1 |
| Total Shareholding of Promoter and Promoter Group (A)=(A)(1)+(A)(2) | | 26 | 37866270 | | | 37866270 | 72.83 | 37866270 | | 37866270 | 72.83 |
| B | Table III - Statement showing shareholding pattern of the Public shareholder | | | | | | | | | | |
| (1) | Institutions (Domestic) | | | | | | | | | | |
| (a) | Mutual Funds | 6 | 799959 | | | 799959 | 1.54 | 799959 | | 799959 | 1.54 |
| (c) | Alternate Investment Funds | 1 | 2000 | | | 2000 | 0 | 2000 | | 2000 | 0 |
| (d) | Banks | 9 | 41260 | | | 41260 | 0.08 | 41260 | | 41260 | 0.08 |
| Sub-Total (B)(1) | | 16 | 843219 | | | 843219 | 1.62 | 843219 | | 843219 | 1.62 |
| (2) | Institutions (Foreign) | | | | | | | | | | |
| (d) | Foreign Portfolio Investors Category I | 103 | 5133512 | | | 5133512 | 9.87 | 5133512 | | 5133512 | 9.87 |
| (g) | Any Other (specify) | 1 | 1500 | | | 1500 | 0 | 1500 | | 1500 | 0 |
| Sub-Total (B)(2) | | 104 | 5135012 | | | 5135012 | 9.88 | 5135012 | | 5135012 | 9.88 |
| (3) | Central Government / State Government(s) | | | | | | | | | | |
| (a) | Central Government / President of India | 1 | 24000 | | | 24000 | 0.05 | 24000 | | 24000 | 0.05 |
| Sub-Total (B)(3) | | 1 | 24000 | | | 24000 | 0.05 | 24000 | | 24000 | 0.05 |
| (4) | Non-institutions | | | | | | | | | | |
| (c) | Key Managerial Personnel | 3 | 1200 | | | 1200 | 0 | 1200 | | 1200 | 0 |
| (f) | Investor Education and Protection Fund (IEPF) | 1 | 259361 | | | 259361 | 0.5 | 259361 | | 259361 | 0.5 |
| (g) | Resident Individuals holding nominal share capital up to Rs. 2 lakhs | 29796 | 5500786 | | | 5500786 | 10.58 | 5500786 | | 5500786 | 10.58 |
| (h) | Resident Individuals holding nominal share capital in excess of Rs 2 lakhs | 7 | 1275631 | | | 1275631 | 2.45 | 1275631 | | 1275631 | 2.45 |
| (i) | Non Resident Indians (NRIs) | 590 | 225098 | | | 225098 | 0.43 | 225098 | | 225098 | 0.43 |
| (l) | Bodies Corporate | 245 | 278728 | | | 278728 | 0.54 | 278728 | | 278728 | 0.54 |
| (m) | Any Other (specify) | 764 | 584615 | | | 584615 | 1.12 | 584615 | | 584615 | 1.12 |
| Sub-Total (B)(4) | | 31406 | 8125419 | | | 8125419 | 15.63 | 8125419 | | 8125419 | 15.63 |
| Total Public Shareholding (B)=(B)(1)+(B)(2)+(B)(3)+(B)(4) | | 31527 | 14127650 | | | 14127650 | 27.17 | 14127650 | | 14127650 | 27.17 |
| | Table IV - Statement showing shareholding pattern of the Non Promoter- Non Public shareholder | | | | | | | | | | |
| Total (A+B+C2) | | 31553 | 51993920 | | | 51993920 | 100 | 51993920 | | 51993920 | 100 |
| Total (A+B+C) | | 31553 | 51993920 | | | 51993920 | 100 | 51993920 | | 51993920 | 100 |





Table II - Statement showing shareholding pattern of the Promoter and Promoter Group

| Sr. | No. Of Shares Underlying Outstanding convertible securities (X) | No. of Shares Underlying Outstanding Warrants (Xi) | No. Of Shares Underlying Outstanding convertible securities and No. Of Warrants (Xi) (a) | Shareholding , as a % assuming full conversion of convertible securities (as a percentage of diluted share capital) (XI)= (VII)+(X) As a % of (A+B+C2) | Number of Locked in shares (XII) | | Number of Shares pledged or otherwise encumbered (XIII) | | Number of equity shares held in dematerialized form (XIV) | Sub-categorization of shares | | |
|---|---|--|--|---|----------------------------------|---------------------------------|---|---------------------------------|---|------------------------------|-------------------|--------------------|
| | | | | | No. (a) | As a % of total Shares held (b) | No. (a) | As a % of total Shares held (b) | | Sub-category (i) | Sub-category (ii) | Sub-category (iii) |
| A | Table II - Statement showing shareholding pattern of the Promoter and Promoter Group | | | | | | | | | | | |
| (1) | Indian | | | | | | | | | | | |
| (a) | | | | 0.05 | | | | | 23950 | | | |
| (d) | | | | 47.68 | | | | | 24746845 | | | |
| Sub-Total (A) (1) | | | | 47.73 | | | | | 24770795 | | | |
| (2) | Foreign | | | | | | | | | | | |
| (c) | | | | 25.1 | | | | | 13050475 | | | |
| Sub-Total (A) (2) | | | | 25.1 | | | | | 13050475 | | | |
| Total Shareholding of Promoter and Promoter Group (A)= (A)(1)+(A) (2) | | | | 72.83 | | | | | 37821270 | | | |
| B | Table III - Statement showing shareholding pattern of the Public shareholder | | | | | | | | | | | |
| (1) | Institutions (Domestic) | | | | | | | | | | | |
| (a) | | | | 1.54 | | | | | 799959 | 0 | 0 | 0 |
| (c) | | | | 0 | | | | | 2000 | 0 | 0 | 0 |
| (d) | | | | 0.08 | | | | | 19290 | 0 | 0 | 0 |
| Sub-Total (B) (1) | | | | 1.62 | | | | | 821249 | 0 | 0 | 0 |
| (2) | Institutions (Foreign) | | | | | | | | | | | |
| (d) | | | | 9.87 | | | | | 5133512 | 0 | 0 | 0 |
| (g) | | | | 0 | | | | | 1500 | 0 | 0 | 0 |
| Sub-Total (B) (2) | | | | 9.88 | | | | | 5135012 | 0 | 0 | 0 |
| (3) | Central Government / State Government(s) | | | | | | | | | | | |
| (a) | | | | 0.05 | | | | | 0 | 0 | 0 | 0 |
| Sub-Total (B) (3) | | | | 0.05 | | | | | 0 | 0 | 0 | 0 |
| (4) | Non-institutions | | | | | | | | | | | |
| (c) | | | | 0 | | | | | 700 | 0 | 0 | 0 |
| (f) | | | | 0.5 | | | | | 259361 | 0 | 0 | 0 |
| (g) | | | | 10.58 | | | | | 4966814 | 0 | 0 | 0 |
| (h) | | | | 2.45 | | | | | 1275631 | 0 | 0 | 0 |
| (i) | | | | 0.43 | | | | | 220573 | 0 | 0 | 0 |
| (l) | | | | 0.54 | | | | | 278728 | 0 | 0 | 0 |
| (m) | | | | 1.12 | | | | | 569365 | 0 | 0 | 0 |
| Sub-Total (B) (4) | | | | 15.63 | | | | | 7571172 | 0 | 0 | 0 |
| Total Public Shareholding (B)=(B)(1)+ (B)(2)+(B) (3)+(B)(4) | | | | 27.17 | | | | | 13527433 | 0 | 0 | 0 |
| C | Table IV - Statement showing shareholding pattern of the Non Promoter- Non Public shareholder | | | | | | | | | | | |
| Total (A+B+C2) | | | | 100 | | | | | 51348703 | | | |
| Total (A+B+C) | | | | 100 | | | | | 51348703 | | | |



| | | |
|---|------------------------|--|
| Disclosure of notes on sharcholding pattern | Textual Information(1) | |
| Disclosure of notes in case of promoter holding in dematerialsed form is less than 100 percentage | Textual Information(1) | |



| Text Block | |
|-----------------------|--|
| Textual Information() | <p>1) Details mentioned under Category "LLP" represents "Body Corporate-Ltd Liability-Partnership-DR"</p> <p>2) There are two separate groups (public category) holding shares in the Company which are shown under Persons Acting in Concert which are given below :-</p> <p>a) Jupiter India Fund & Jupiter South Asia Investment Company Limited - South Asia Access Fund</p> <p>b) Bhanu Satishchandra Doshi, Hitesh Satishchandra Doshi, Satishchandra Shantilal Doshi, Tejal Hitesh Doshi, Pratiksha Satishchandra Doshi, Satishchandra Shantilal Doshi, Nirzar Securities LLP & Hitesh Satishchandra Doshi.</p> <p>3. The company currently falls under the category of a FDI Prohibited Sector- as it is in the business of Manufacturing Cigarettes. This prohibition was effective from 2010. The Company has been operating since 1936 .The Joint Promoters of the Company are Foreign Body Corporate and had obtained relevant permissions from the RBI for their current promoter holding of 25.1% prior to the prohibition coming in to place. Other foreign holdings, are as per the extant FEMA Act and Rules.</p> |
| Textual Information() | <p>We have already requested the shareholder several times drawing reference of circulars issued by SEBI for having 100% promoter shareholding in demat form, but till date we have not received any revert from the shareholder.</p> |




| Individuals/Hindu undivided Family | | | | | | |
|--|-------------------|----------------------|-------------------------|----------------|------------|----------------|
| Scarial No. | 1 | 2 | 3 | 4 | 5 | 6 |
| Name of the Shareholders (I) | Divya Modi Tongya | Ritika Nikhil Rungta | Ruchir Kumar Lalit Modi | Samir Modi | Bina Modi | Charu Modi |
| PAN (II) | AJZPM9106B | ABZPR4037J | APMPM0002P | AAVPM0628H | AAPPM4174L | ACSPB6374J |
| No. of fully paid up equity shares held (IV) | 11500 | 5440 | 2000 | 2000 | 3000 | 10 |
| No. Of Partly paid-up equity shares held (V) | | | | | | |
| No. Of shares underlying Depository Receipts (VI) | | | | | | |
| Total nos. shares held (VII) = (IV)+ (V)+ (VI) | 11500 | 5440 | 2000 | 2000 | 3000 | 10 |
| Shareholding as a % of total no. of shares (calculated as per SCRR, 1957) (VIII) As a % of (A+B+C2) | 0.02 | 0.01 | 0 | 0 | 0.01 | 0 |
| Number of Voting Rights held in each class of securities (IX) | | | | | | |
| Class eg: X | 11500 | 5440 | 2000 | 2000 | 3000 | 10 |
| Class eg: y | | | | | | |
| Total | 11500 | 5440 | 2000 | 2000 | 3000 | 10 |
| Total as a % of Total Voting rights | 0.02 | 0.01 | 0 | 0 | 0.01 | 0 |
| No. Of Shares Underlying Outstanding convertible securities (X) | | | | | | |
| No. of Shares Underlying Outstanding Warrants (Xi) | | | | | | |
| No. Of Shares Underlying Outstanding convertible securities and No. Of Warrants (Xi) (a) | | | | | | |
| Shareholding , as a % assuming full conversion of convertible securities (as a percentage of diluted share capital) (XI)= (VII)+(Xi)(a) As a % of (A+B+C2) | 0.02 | 0.01 | 0 | 0 | 0.01 | 0 |
| Number of Locked in shares (XII) | | | | | | |
| No. (a) | | | | | | |
| As a % of total Shares held (b) | | | | | | |
| Number of Shares pledged or otherwise encumbered (XIII) | | | | | | |
| No. (a) | | | | | | |
| As a % of total Shares held (b) | | | | | | |
| Number of equity shares held in dematerialized form (XIV) | 11500 | 5440 | 2000 | 2000 | 3000 | 10 |
| Reason for not providing PAN | | | | | | |
| Reason for not providing PAN | | | | | | |
| Shareholder type | Promoter Group | Promoter Group | Promoter Group | Promoter Group | Promoter | Promoter Group |



Individuals/Hindu undivided Family

| | |
|--|-----------------------|
| Scarial No. | |
| Name of the Shareholders (I) | Click here to go back |
| PAN (II) | Total |
| No. of fully paid up equity shares held (IV) | 23950 |
| No. Of Partly paid-up equity shares held (V) | |
| No. Of shares underlying Depository Receipts (VI) | |
| Total nos. shares held (VII) = (IV)+ (V)+ (VI) | 23950 |
| Shareholding as a % of total no. of shares (calculated as per SCRR, 1957) (VIII) As a % of (A+B+C2) | 0.05 |
| Number of Voting Rights held in each class of securities (IX) | |
| Class eg:X | 23950 |
| Class eg:y | |
| Total | 23950 |
| Total as a % of Total Voting rights | 0.05 |
| No. Of Shares Underlying Outstanding convertible securities (X) | |
| No. of Shares Underlying Outstanding Warrants (Xi) | |
| No. Of Shares Underlying Outstanding convertible securities and No. Of Warrants (Xi) (a) | |
| Shareholding , as a % assuming full conversion of convertible securities (as a percentage of diluted share capital) (XI)= (VII)+(Xi)(a) As a % of (A+B+C2) | 0.05 |
| Number of Locked in shares (XII) | |
| No. (a) | |
| As a % of total Shares held (b) | |
| Number of Shares pledged or otherwise encumbered (XIII) | |
| No. (a) | |
| As a % of total Shares held (b) | |
| Number of equity shares held in dematerialized form (XIV) | 23950 |
| Reason for not providing PAN | |
| Reason for not providing PAN | |
| Shareholder type | |




| Any Other (specify) | | | | | | | |
|--|--|------------------------------|-------------------------------|------------------------------|----------------------------|-----------------------------|---------------------------|
| Serial No. | 1 | 2 | 3 | 4 | 5 | 6 | 7 |
| Category | Bodies Corporate | Bodies Corporate | Bodies Corporate | Bodies Corporate | Bodies Corporate | Bodies Corporate | Bodies Corporate |
| Name of the Shareholders (I) | K K MODI INVESTMENT AND FINANCIAL SERVICES PVT. LTD. | GOOD INVESTMENT (INDIA) LTD. | QUICK INVESTMENT (INDIA) LTD. | SUPER INVESTMENT (INDIA) LTD | SPICEBULLS INVESTMENTS LTD | LONGWELL INVESTMENT PVT LTD | SWASTH INVESTMENT PVT LTD |
| PAN (II) | AAACK0322L | AAACG0727B | AAACQ0222D | AAACS1151M | AAACT2704K | AAACL3163G | AADCSS021P |
| No. of the Shareholders (I) | 1 | 1 | 1 | 1 | 1 | 1 | 1 |
| No. of fully paid up equity shares held (IV) | 15517916 | 4309220 | 2235800 | 527260 | 83591 | 80000 | 80000 |
| No. Of Partly paid-up equity shares held (V) | | | | | | | |
| No. Of shares underlying Depository Receipts (VI) | | | | | | | |
| Total nos. shares held (VII) = (IV)+ (V)+ (VI) | 15517916 | 4309220 | 2235800 | 527260 | 83591 | 80000 | 80000 |
| Shareholding as a % of total no. of shares (calculated as per SCRR, 1957) (VIII) As a % of (A+B+C2) | 29.85 | 8.29 | 4.3 | 1.01 | 0.16 | 0.15 | 0.15 |
| Number of Voting Rights held in each class of securities (IX) | | | | | | | |
| Class eg: X | 15517916 | 4309220 | 2235800 | 527260 | 83591 | 80000 | 80000 |
| Class eg:y | | | | | | | |
| Total | 15517916 | 4309220 | 2235800 | 527260 | 83591 | 80000 | 80000 |
| Total as a % of Total Voting rights | 29.85 | 8.29 | 4.3 | 1.01 | 0.16 | 0.15 | 0.15 |
| No. Of Shares Underlying Outstanding convertible securities (X) | | | | | | | |
| No. of Shares Underlying Outstanding Warrants (Xi) | | | | | | | |
| No. Of Shares Underlying Outstanding convertible securities and No. Of Warrants (Xi) (a) | | | | | | | |
| Shareholding , as a % assuming full conversion of convertible securities (as a percentage of diluted share capital) (XI)= (VII)+(X) As a % of (A+B+C2) | 29.85 | 8.29 | 4.3 | 1.01 | 0.16 | 0.15 | 0.15 |
| Number of Locked in shares (XII) | | | | | | | |
| No. (a) | | | | | | | |
| As a % of total Shares held (b) | | | | | | | |
| Number of Shares pledged or otherwise encumbered (XIII) | | | | | | | |
| No. (a) | | | | | | | |
| As a % of total Shares held (b) | | | | | | | |
| Number of equity shares held in dematerialized form (XIV) | 15517916 | 4309220 | 2235800 | 527260 | 83591 | 80000 | 80000 |
| Reason for not providing PAN | | | | | | | |



| | | | | | | | |
|------------------------------|----------------|----------------|----------------|----------------|----------------|----------------|----------------|
| Reason for not providing PAN | | | | | | | |
| Shareholder type | Promoter Group | Promoter Group | Promoter Group | Promoter Group | Promoter Group | Promoter Group | Promoter Group |




| Any Other (specify) | | | | | | | |
|--|--------------------------|-----------------------|----------------------------|---|--|--|---|
| Scarial No. | 8 | 9 | 10 | 11 | 12 | 13 | 14 |
| Category | Bodies Corporate | Bodies Corporate | Bodies Corporate | Trusts | Trusts | Trusts | Trusts |
| Name of the Shareholders (I) | MOTTO INVESTMENT PVT LTD | HMA UDYOG PRIVATE LTD | UPASANA INVESTMENT PVT LTD | K K MODI & BINA MODI TRUSTEES - INDOFIL SENIOR EXECUTIVES (OFFICES) WELFARE TRUST | K K MODI & BINA MODI TRUSTEES - INDOFIL JUNIOR EMPLOYEES (FACTORY) WELFARE TRUST | K K MODI & BINA MODI TRUSTEES - INDOFIL JUNIOR EMPLOYEES (OFFICES) WELFARE TRUST | K K MODI & BINA MODI TRUSTEES - INDOFIL SENIOR EXECUTIVES (FACTORY) WELFARE TRUST |
| PAN (II) | AADCM7321G | AAACH1710M | AAACU2119F | AAATI5752M | AAATI5759A | AAATI5755N | AAATI5757Q |
| No. of the Shareholders (I) | 1 | 1 | 1 | 1 | 1 | 1 | 1 |
| No. of fully paid up equity shares held (IV) | 79000 | 77228 | 450 | 386280 | 380000 | 308560 | 308560 |
| No. Of Partly paid-up equity shares held (V) | | | | | | | |
| No. Of shares underlying Depository Receipts (VI) | | | | | | | |
| Total nos. shares held (VII) = (IV)+ (V)+ (VI) | 79000 | 77228 | 450 | 386280 | 380000 | 308560 | 308560 |
| Shareholding as a % of total no. of shares (calculated as per SCRR, 1957) (VIII) As a % of (A+B+C2) | 0.15 | 0.15 | 0 | 0.74 | 0.73 | 0.59 | 0.59 |
| Number of Voting Rights held in each class of securities (IX) | | | | | | | |
| Class eg: X | 79000 | 77228 | 450 | 386280 | 380000 | 308560 | 308560 |
| Class eg: y | | | | | | | |
| Total | 79000 | 77228 | 450 | 386280 | 380000 | 308560 | 308560 |
| Total as a % of Total Voting rights | 0.15 | 0.15 | 0 | 0.74 | 0.73 | 0.59 | 0.59 |
| No. Of Shares Underlying Outstanding convertible securities (X) | | | | | | | |
| No. of Shares Underlying Outstanding Warrants (Xi) | | | | | | | |
| No. Of Shares Underlying Outstanding convertible securities and No. Of Warrants (Xi) (a) | | | | | | | |
| Shareholding , as a % assuming full conversion of convertible securities (as a percentage of diluted share capital) (XI)= (VII)+(X) As a % of (A+B+C2) | 0.15 | 0.15 | 0 | 0.74 | 0.73 | 0.59 | 0.59 |
| Number of Locked in shares (XII) | | | | | | | |
| No. (a) | | | | | | | |
| As a % of total Shares held (b) | | | | | | | |
| Number of Shares pledged or otherwise encumbered (XIII) | | | | | | | |
| No. (a) | | | | | | | |
| As a % of total Shares held (b) | | | | | | | |
| Number of equity shares held in | 79000 | 77228 | 450 | 386280 | 380000 | 308560 | 308560 |



| | | | | | | | |
|------------------------------|----------------|----------------|----------------|----------------|----------------|----------------|----------------|
| dematerialized form (XIV) | | | | | | | |
| Reason for not providing PAN | | | | | | | |
| Reason for not providing PAN | | | | | | | |
| Shareholder type | Promoter Group | Promoter Group | Promoter Group | Promoter Group | Promoter Group | Promoter Group | Promoter Group |



| Any Other (specify) | | | | | | |
|--|---|--|--|---|---|-----------------------|
| Serial No. | 15 | 16 | 17 | 18 | 19 | |
| Category | Trusts | Trusts | Trusts | Trusts | Trusts | Click here to go back |
| Name of the Shareholders (I) | K K MODI & BINA MODI TRUSTEES - INDOFIL SENIOR EXECUTIVES (FACTORY) BENEFIT TRUST | K K MODI & BINA MODI TRUSTEES - INDOFIL JUNIOR EMPLOYEES (OFFICES) BENEFIT TRUST | K K MODI & BINA MODI TRUSTEES - INDOFIL JUNIOR EMPLOYEES (FACTORY) BENEFIT TRUST | KEDARNATH MODI (TRUSTEE) MODI SPG.& WVG MILLS CO. LTD. (HEADOFFICE) EMPLOYEES WELFARE TRUST | K K MODI & BINA MODI TRUSTEES INDOFIL SENIOR EXECUTIVES (OFFICES) BENEFIT TRUST | |
| PAN (II) | AAATI5756R | AAATI5760M | AAATI5758B | ZZZZZ9999Z | AAATI5761L | Total |
| No. of the Shareholders (I) | 1 | 1 | 1 | 1 | 1 | 19 |
| No. of fully paid up equity shares held (IV) | 141360 | 108220 | 100560 | 45000 | 22840 | 24791845 |
| No. Of Partly paid-up equity shares held (V) | | | | | | |
| No. Of shares underlying Depository Receipts (VI) | | | | | | |
| Total nos. shares held (VII) = (IV)+ (V)+ (VI) | 141360 | 108220 | 100560 | 45000 | 22840 | 24791845 |
| Shareholding as a % of total no. of shares (calculated as per SCRR, 1957) (VIII) As a % of (A+B+C2) | 0.27 | 0.21 | 0.19 | 0.09 | 0.04 | 47.68 |
| Number of Voting Rights held in each class of securities (IX) | | | | | | |
| Class eg: X | 141360 | 108220 | 100560 | 45000 | 22840 | 24791845 |
| Class eg:y | | | | | | |
| Total | 141360 | 108220 | 100560 | 45000 | 22840 | 24791845 |
| Total as a % of Total Voting rights | 0.27 | 0.21 | 0.19 | 0.09 | 0.04 | 47.68 |
| No. Of Shares Underlying Outstanding convertible securities (X) | | | | | | |
| No. of Shares Underlying Outstanding Warrants (Xi) | | | | | | |
| No. Of Shares Underlying Outstanding convertible securities and No. Of Warrants (Xi) (a) | | | | | | |
| Shareholding , as a % assuming full conversion of convertible securities (as a percentage of diluted share capital) (XI)= (VII)+(X) As a % of (A+B+C2) | 0.27 | 0.21 | 0.19 | 0.09 | 0.04 | 47.68 |
| Number of Locked in shares (XII) | | | | | | |
| No. (a) | | | | | | |
| As a % of total Shares held (b) | | | | | | |
| Number of Shares pledged or otherwise encumbered (XIII) | | | | | | |
| No. (a) | | | | | | |
| As a % of total Shares held (b) | | | | | | |
| Number of equity | 141360 | 108220 | 100560 | 0 | 22840 | 24746845 |



| | | | | | | |
|--|----------------|----------------|----------------|------------------------|----------------|--|
| shares held in dematerialized form (XIV) | | | | | | |
| Reason for not providing PAN | | | | | | |
| Reason for not providing PAN | | | | Textual Information(1) | | |
| Shareholder type | Promoter Group | Promoter Group | Promoter Group | Promoter Group | Promoter Group | |



Text Block


Textual Information(1)

Since shares are held in physical form.



Any Other (specify)

| | | |
|--|---------------------------------|---------------------------------------|
| Scarial No. | 1 | |
| Category | Bodies Corporate | |
| Name of the Shareholders (I) | Philip Morris Global Brands Inc | Click here to go back |
| PAN (II) | AAGCP1534M | Total |
| No. of the Shareholders (I) | 1 | 1 |
| No. of fully paid up equity shares held (IV) | 13050475 | 13050475 |
| No. Of Partly paid-up equity shares held (V) | | |
| No. Of shares underlying Depository Receipts (VI) | | |
| Total nos. shares held (VII) = (IV)+ (V)+ (VI) | 13050475 | 13050475 |
| Shareholding as a % of total no. of shares (calculated as per SCRR, 1957) (VIII) As a % of (A+B+C2) | 25.1 | 25.1 |
| Number of Voting Rights held in each class of securities (IX) | | |
| Class eg: X | 13050475 | 13050475 |
| Class eg:y | | |
| Total | 13050475 | 13050475 |
| Total as a % of Total Voting rights | 25.1 | 25.1 |
| No. Of Shares Underlying Outstanding convertible securities (X) | | |
| No. of Shares Underlying Outstanding Warrants (Xi) | | |
| No. Of Shares Underlying Outstanding convertible securities and No. Of Warrants (Xi) (a) | | |
| Shareholding . as a % assuming full conversion of convertible securities (as a percentage of diluted share capital) (XI)= (VII)+(X) As a % of (A+B+C2) | 25.1 | 25.1 |
| Number of Locked in shares (XII) | | |
| No. (a) | | |
| As a % of total Shares held (b) | | 0 |
| Number of Shares pledged or otherwise encumbered (XIII) | | |
| No. (a) | | |
| As a % of total Shares held (b) | | 0 |
| Number of equity shares held in dematerialized form (XIV) | 13050475 | 13050475 |
| Reason for not providing PAN | | |




| | | |
|------------------------------|----------|--|
| Reason for not providing PAN | | |
| Shareholder type | Promoter | |




Mutual Funds

| | | |
|--|--|---------------------------------------|
| Scarial No. | 1 | |
| Name of the Shareholders (I) | L And T Mutual Fund Trustee Ltd-L And T Mid Cap Fund | Click here to go back |
| PAN (II) | AAATC4460E | Total |
| No. of fully paid up equity shares held (IV) | 799959 | 799959 |
| No. Of Partly paid-up equity shares held (V) | | |
| No. Of shares underlying Depository Receipts (VI) | | |
| Total nos. shares held (VII) = (IV)+ (V)+ (VI) | 799959 | 799959 |
| Shareholding as a % of total no. of shares (calculated as per SCRR, 1957) (VIII) As a % of (A+B+C2) | 1.54 | 1.54 |
| Number of Voting Rights held in each class of securities (IX) | | |
| Class eg: X | 799959 | 799959 |
| Class eg:y | | |
| Total | 799959 | 799959 |
| Total as a % of Total Voting rights | 1.54 | 1.54 |
| No. Of Shares Underlying Outstanding convertible securities (X) | | |
| No. of Shares Underlying Outstanding Warrants (Xi) | | |
| No. Of Shares Underlying Outstanding convertible securities and No. Of Warrants (Xi) (a) | | |
| Shareholding , as a % assuming full conversion of convertible securities (as a percentage of diluted share capital) (XI)= (VII)+(X) As a % of (A+B+C2) | 1.54 | 1.54 |
| Number of Locked in shares (XII) | | |
| No. (a) | | |
| As a % of total Shares held (b) | | |
| Number of equity shares held in dematerialized form (XIV) | 799959 | 799959 |
| Reason for not providing PAN | | |
| Reason for not providing PAN | | |
| Sub-categorization of shares | | |
| Shareholding (No. of shares) under | | |
| Sub-category (i) | 0 | 0 |
| Sub-category (ii) | 0 | 0 |
| Sub-category (iii) | 0 | 0 |




Foreign Portfolio Investors Category I

| Serial No. | 1 | 2 | |
|--|--------------------|--|---------------------------------------|
| Name of the Shareholders (I) | Jupiter India Fund | Jupiter South Asia Investment Company Limited - South Asia Access Fund | Click here to go back |
| PAN (II) | AABTT4862E | AAACB9126B | Total |
| No. of fully paid up equity shares held (IV) | 3269747 | 694103 | 3963850 |
| No. Of Partly paid-up equity shares held (V) | | | |
| No. Of shares underlying Depository Receipts (VI) | | | |
| Total nos. shares held (VII) = (IV)+ (V)+ (VI) | 3269747 | 694103 | 3963850 |
| Shareholding as a % of total no. of shares (calculated as per SCRR, 1957) (VIII) As a % of (A+B+C2) | 6.29 | 1.33 | 7.62 |
| Number of Voting Rights held in each class of securities (IX) | | | |
| Class eg: X | 3269747 | 694103 | 3963850 |
| Class eg:y | | | |
| Total | 3269747 | 694103 | 3963850 |
| Total as a % of Total Voting rights | 6.29 | 1.33 | 7.62 |
| No. Of Shares Underlying Outstanding convertible securities (X) | | | |
| No. of Shares Underlying Outstanding Warrants (Xi) | | | |
| No. Of Shares Underlying Outstanding convertible securities and No. Of Warrants (Xi) (a) | | | |
| Shareholding , as a % assuming full conversion of convertible securities (as a percentage of diluted share capital) (XI)= (VII)+(X) As a % of (A+B+C2) | 6.29 | 1.33 | 7.62 |
| Number of Locked in shares (XII) | | | |
| No. (a) | | | |
| As a % of total Shares held (b) | | | |
| Number of equity shares held in dematerialized form (XIV) | 3269747 | 694103 | 3963850 |
| Reason for not providing PAN | | | |
| Reason for not providing PAN | | | |
| Sub-categorization of shares | | | |
| Shareholding (No. of shares) under | | | |
| Sub-category (i) | 0 | 0 | 0 |
| Sub-category (ii) | 0 | 0 | 0 |
| Sub-category (iii) | 0 | 0 | 0 |



Any Other (specify)

| Serial No. | 1 | 2 | 3 | 4 | 5 | 6 |
|--|----------|----------|----------|---|------------------|----------------------------------|
| Category | Trusts | LLP | HUF | Unclaimed or Suspense or Escrow Account | Clearing Members | Director or Director's Relatives |
| Category / More than 1 percentage | Category | Category | Category | Category | Category | Category |
| Name of the Shareholders (I) | | | | | | |
| PAN (II) | | | | | | |
| No. of the Shareholders (I) | 4 | 11 | 702 | 1 | 45 | 1 |
| No. of fully paid up equity shares held (IV) | 15472 | 197204 | 209105 | 152660 | 8174 | 2000 |
| No. Of Partly paid-up equity shares held (V) | | | | | | |
| No. Of shares underlying Depository Receipts (VI) | | | | | | |
| Total nos. shares held (VII) = (IV)+ (V)+ (VI) | 15472 | 197204 | 209105 | 152660 | 8174 | 2000 |
| Shareholding as a % of total no. of shares (calculated as per SCRR, 1957) (VIII) As a % of (A+B+C2) | 0.03 | 0.38 | 0.4 | 0.29 | 0.02 | 0 |
| Number of Voting Rights held in each class of securities (IX) | | | | | | |
| Class eg: X | 15472 | 197204 | 209105 | 152660 | 8174 | 2000 |
| Class eg: y | | | | | | |
| Total | 15472 | 197204 | 209105 | 152660 | 8174 | 2000 |
| Total as a % of Total Voting rights | 0.03 | 0.38 | 0.4 | 0.29 | 0.02 | 0 |
| No. Of Shares Underlying Outstanding convertible securities (X) | | | | | | |
| No. of Shares Underlying Outstanding Warrants (Xi) | | | | | | |
| No. Of Shares Underlying Outstanding convertible securities and No. Of Warrants (Xi) (a) | | | | | | |
| Shareholding , as a % assuming full conversion of convertible securities (as a percentage of diluted share capital) (XI)= (VII)+(X) As a % of (A+B+C2) | 0.03 | 0.38 | 0.4 | 0.29 | 0.02 | 0 |
| Number of Locked in shares (XII) | | | | | | |
| No. (a) | | | | | | |
| As a % of total Shares held (b) | | | | | | |
| Number of equity shares held in dematerialized form (XIV) | 472 | 197204 | 208855 | 152660 | 8174 | 2000 |
| Reason for not providing PAN | | | | | | |
| Reason for not providing PAN | | | | | | |
| Sub-categorization of shares | | | | | | |
| Sub-category (i) | 0 | 0 | 0 | 0 | 0 | 0 |



| | | | | | | |
|--------------------|---|---|---|---|---|---|
| Sub-category (ii) | 0 | 0 | 0 | 0 | 0 | 0 |
| Sub-category (iii) | 0 | 0 | 0 | 0 | 0 | 0 |



Any Other (specify)


| | |
|--|-----------------------|
| Serial No. | |
| Category | |
| Category / More than 1 percentage | |
| Name of the Shareholders (I) | Click here to go back |
| PAN (II) | Total |
| No. of the Shareholders (I) | 764 |
| No. of fully paid up equity shares held (IV) | 584615 |
| No. Of Partly paid-up equity shares held (V) | |
| No. Of shares underlying Depository Receipts (VI) | |
| Total nos. shares held (VII) = (IV)+ (V)+ (VI) | 584615 |
| Shareholding as a % of total no. of shares (calculated as per SCRR, 1957) (VIII) As a % of (A+B+C2) | 1.12 |
| Number of Voting Rights held in each class of securities (IX) | |
| Class eg: X | 584615 |
| Class eg:y | |
| Total | 584615 |
| Total as a % of Total Voting rights | 1.12 |
| No. Of Shares Underlying Outstanding convertible securities (X) | |
| No. of Shares Underlying Outstanding Warrants (Xi) | |
| No. Of Shares Underlying Outstanding convertible securities and No. Of Warrants (Xi) (a) | |
| Shareholding , as a % assuming full conversion of convertible securities (as a percentage of diluted share capital) (XI)= (VII)+(X) As a % of (A+B+C2) | 1.12 |
| Number of Locked in shares (XII) | |
| No. (a) | |
| As a % of total Shares held (b) | |
| Number of equity shares held in dematerialized form (XIV) | 569365 |
| Reason for not providing PAN | |
| Reason for not providing PAN | |
| Sub-categorization of shares | |
| Shareholding (No. of shares) under | |



| | |
|--------------------|---|
| Sub-category (i) | 0 |
| Sub-category (ii) | 0 |
| Sub-category (iii) | 0 |



| Serial No. | Name of Shareholder | Name of the PAC | Number of shares | Percentage of shareholding by PAC |
|------------|--|--|------------------|-----------------------------------|
| 1 | Jupiter India Fund | Jupiter India Fund | 3269747 | 6.29 |
| 2 | Jupiter South Asia Investment Company Limited - South Asia Access Fund | Jupiter South Asia Investment Company Limited - South Asia Access Fund | 694103 | 1.34 |
| 3 | Nirzar Securities LLP | Nirzar Securities LLP | 189168 | 0.36 |
| 4 | Bhanu Satishchandra Doshi | Bhanu Satishchandra Doshi | 187636 | 0.36 |
| 5 | Hitesh Satishchandra Doshi | Hitesh Satishchandra Doshi | 104122 | 0.2 |
| 6 | Satishchandra Shantilal Doshi | Satishchandra Shantilal Doshi | 125331 | 0.24 |
| 7 | Pratiksha Satishchandra Doshi | Pratiksha Satishchandra Doshi | 94935 | 0.18 |
| 8 | Satishchandra Shantilal Doshi | Satishchandra Shantilal Doshi | 42477 | 0.08 |
| 9 | Tejal Hitesh Doshi | Tejal Hitesh Doshi | 4650 | 0.01 |
| 10 | Hitesh Satishchandra Doshi | Hitesh Satishchandra Doshi | 265341 | 0.51 |



Details of Shares which remain unclaimed for Public

| Serial No. | Number of shareholders | Outstanding shares held in demat or unclaimed suspense account | voting rights which are frozen | Disclosure of notes on shares which remain unclaimed for public shareholders |
|------------|------------------------|--|--------------------------------|--|
| 1 | 157 | 152660 | 152660 | |



significant beneficial owners

| Sr. No. | Details of the SBO | | | | Details of the registered owner | | | | Details of holding/ exercise of right of the SBO in the reporting company, whether direct or indirect* | | | | Date of creation / acquisition of significant beneficial interest |
|---------------|---|------------|--|---|--|------------|--|---|--|---------------|--|---------------------|---|
| | Name | PAN | Passport No. in case of a foreign national | Nationality (Applicable in case of Any other is selected) | Name | PAN | Passport No. in case of a foreign national | Nationality (Applicable in case of Any other is selected) | Whether by virtue of: | | | | |
| | | | | | | | | | Shares | Voting rights | Rights on distributable dividend or any other distribution | Exercise of control | |
| 1 | Dr. (Mrs.) Bina Modi, Managing Trustee, K K Modi Family Trust | AAATK5068P | | India | K K MODI INVESTMENT AND FINANCIAL SERVICES PRIVATE LIMITED | AAACK0322L | | India | 31.91 | No | No | No | 03-11-2019 |
| Total: | | | | | | | | | 31.91 | 0 | 0 | 0 | |

