

15th January 2024

The Manager
BSE Limited
25th Floor Phiroze Jeejabhoy Towers,
Dalal Street
Mumbai- 400001
Scrip Code: 500163

The Manager, Listing Department
National Stock Exchange of India Limited
Exchange Plaza, C-1, Block-G,
Bandra Kurla Complex Bandra (East),
Mumbai- 400051
Scrip Symbol: GODFRYPHLP


Sub: Submission of Shareholding Pattern for the quarter ended 31st December 2023.

Dear Sir,

In Pursuance of Regulation 31(1)(b) of the SEBI (Listing Obligation and Disclosure Requirements) Regulations, 2015, we are enclosing a copy of Shareholding Pattern as on 31st December 2023.


Thanking you,

Yours faithfully,
For **Godfrey Phillips India Limited**



Sanjay Kumar Gupta
Company Secretary
M.No. 7545
Encl.: As above

General information about company	
Scrip code	500163
NSE Symbol	GODFRYPHLP
MSEI Symbol	NOTLISTED
ISIN	INE260B01028
Name of the company	GODFREY PHILLIPS INDIA LIMITED
Whether company is SME	No
Class of Security	Equity Shares
Type of report	Quarterly
Quarter Ended / Half year ended/Date of Report (For Prelisting / Allotment)	31-12-2023
Date of allotment / extinguishment (in case Capital Restructuring selected) / Listing Date	
Shareholding pattern filed under	Regulation 31 (1) (b)
Whether the listed entity is Public Sector Undertaking (PSU)?	No



Declaration

Sr. No.	Particular	Yes/No	Promoter and Promoter Group	Public shareholder	Non Promoter- Non Public
1	Whether the Listed Entity has issued any partly paid up shares?	No	No	No	No
2	Whether the Listed Entity has issued any Convertible Securities ?	No	No	No	No
3	Whether the Listed Entity has issued any Warrants ?	No	No	No	No
4	Whether the Listed Entity has any shares against which depository receipts are issued?	No	No	No	No
5	Whether the Listed Entity has any shares in locked-in?	No	No	No	No
6	Whether any shares held by promoters are pledge or otherwise encumbered?	No	No		
7	Whether company has equity shares with differential voting rights?	No	No	No	No
8	Whether the listed entity has any significant beneficial owner?	Yes			



Table VI - Statement showing foreign ownership limits

Particular	Approved limits (%)	Limits utilized (%)
As on shareholding date	59.1	35.45
As on the end of previous 1st quarter	59.1	35.25
As on the end of previous 2nd quarter	59.1	35.39
As on the end of previous 3rd quarter	59.1	35.38
As on the end of previous 4th quarter	59.1	35.23



Table I - Summary Statement holding of specified securities

Category (I)	Category of shareholder (II)	Nos. Of shareholders (III)	No. of fully paid up equity shares held (IV)	No. Of Partly paid-up equity shares held (V)	No. Of shares underlying Depository Receipts (VI)	Total nos. shares held (VII) = (IV)+ (V)+ (VI)	Shareholding as a % of total no. of shares (calculated as per SCRR, 1957) (VIII) As a % of (A+B+C2)	Number of Voting Rights held in each class of securities (IX)			
								No of Voting (XIV) Rights			Total as a % of (A+B+C)
								Class eg: X	Class eg:y	Total	
(A)	Promoter & Promoter Group	23	37737229			37737229	72.58	37737229		37737229	72.58
(B)	Public	41617	14256691			14256691	27.42	14256691		14256691	27.42
(C)	Non Promoter-Non Public										
(C1)	Shares underlying DRs										
(C2)	Shares held by Employee Trusts										
	Total	41640	51993920			51993920	100	51993920		51993920	100



Table I - Summary Statement holding of specified securities

Category (I)	Category of shareholder (II)	No. Of Shares Underlying Outstanding convertible securities (X)	No. of Shares Underlying Outstanding Warrants (Xi)	No. Of Shares Underlying Outstanding convertible securities and No. Of Warrants (Xi) (a)	Shareholding , as a % assuming full conversion of convertible securities (as a percentage of diluted share capital) (XI)= (VII)+(X) As a % of (A+B+C2)	Number of Locked in shares (XII)		Number of Shares pledged or otherwise encumbered (XIII)		Number of equity shares held in dematerialized form (XIV)	Sub-categorization of shares		
						No. (a)	As a % of total Shares held (b)	No. (a)	As a % of total Shares held (b)		Sub-category (i)	Sub-category (ii)	Sub-category (iii)
(A)	Promoter & Promoter Group				72.58					37737229			
(B)	Public				27.42					13828374	0	0	0
(C)	Non Promoter-Non Public												
(C1)	Shares underlying DRs												
(C2)	Shares held by Employee Trusts												
	Total				100					51565603	0	0	0



Table II - Statement showing shareholding pattern of the Promoter and Promoter Group

Sr.	Category & Name of the Shareholders (I)	Nos. Of shareholders (III)	No. of fully paid up equity shares held (IV)	No. Of Partly paid-up equity shares held (V)	No. Of shares underlying Depository Receipts (VI)	Total nos. shares held (VII) = (IV)+(V)+(VI)	Shareholding as a % of total no. of shares (calculated as per SCRR, 1957) (VIII) As a % of (A+B+C2)	Number of Voting Rights held in each class of securities (IX)			
								No of Voting (XIV) Rights			Total as a % of Total Voting rights
								Class eg: X	Class eg:y	Total	
A	Table II - Statement showing shareholding pattern of the Promoter and Promoter Group										
(1)	Indian										
(a)	Individuals/Hindu undivided Family	6	23950			23950	0.05	23950		23950	0.05
(d)	Any Other (specify)	16	24662804			24662804	47.43	24662804		24662804	47.43
Sub-Total (A)(1)		22	24686754			24686754	47.48	24686754		24686754	47.48
(2)	Foreign										
(e)	Any Other (specify)	1	13050475			13050475	25.1	13050475		13050475	25.1
Sub-Total (A)(2)		1	13050475			13050475	25.1	13050475		13050475	25.1
Total Shareholding of Promoter and Promoter Group (A)=(A)(1)+(A)(2)		23	37737229			37737229	72.58	37737229		37737229	72.58
B	Table III - Statement showing shareholding pattern of the Public shareholder										
(1)	Institutions (Domestic)										
(a)	Mutual Funds	12	755825			755825	1.45	755825		755825	1.45
(c)	Alternate Investment Funds	2	6952			6952	0.01	6952		6952	0.01
(d)	Banks	8	24900			24900	0.05	24900		24900	0.05
(e)	Insurance Companies	1	22237			22237	0.04	22237		22237	0.04
Sub-Total (B)(1)		23	809914			809914	1.56	809914		809914	1.56
(2)	Institutions (Foreign)										
(d)	Foreign Portfolio Investors Category I	109	5173404			5173404	9.95	5173404		5173404	9.95
(e)	Foreign Portfolio Investors Category II	8	91543			91543	0.18	91543		91543	0.18




(g)	Any Other (specify)	1	1500			1500	0	1500		1500	0
Sub-Total (B)(2)		118	5266447			5266447	10.13	5266447		5266447	10.13
(3)		Central Government / State Government(s)									
(a)	Central Government / President of India	1	377			377	0	377		377	0
(b)	State Government / Governor	1	24000			24000	0.05	24000		24000	0.05
Sub-Total (B)(3)		2	24377			24377	0.05	24377		24377	0.05
(4)		Non-institutions									
(c)	Key Managerial Personnel	3	1200			1200	0	1200		1200	0
(f)	Investor Education and Protection Fund (IEPF)	1	466764			466764	0.9	466764		466764	0.9
(g)	Resident Individuals holding nominal share capital up to Rs. 2 lakhs	39300	5579805			5579805	10.73	5579805		5579805	10.73
(h)	Resident Individuals holding nominal share capital in excess of Rs. 2 lakhs	6	1181707			1181707	2.27	1181707		1181707	2.27
(i)	Non Resident Indians (NRIs)	951	255606			255606	0.49	255606		255606	0.49
(j)	Foreign Nationals	1	600			600	0	600		600	0
(l)	Bodies Corporate	332	368468			368468	0.71	368468		368468	0.71
(m)	Any Other (specify)	880	301803			301803	0.58	301803		301803	0.58
Sub-Total (B)(4)		41474	8155953			8155953	15.69	8155953		8155953	15.69
Total Public Shareholding (B)=(B)(1)+(B)(2)+(B)(3)+(B)(4)		41617	14256691			14256691	27.42	14256691		14256691	27.42
C		Table IV - Statement showing shareholding pattern of the Non Promoter- Non Public shareholder									
Total (A+B+C2)		41640	51993920			51993920	100	51993920		51993920	100
Total (A+B+C)		41640	51993920			51993920	100	51993920		51993920	100



Table II - Statement showing shareholding pattern of the Promoter and Promoter Group

Sr.	No. Of Shares Underlying Outstanding convertible securities (X)	No. of Shares Underlying Outstanding Warrants (Xi)	No. Of Shares Underlying Outstanding convertible securities and No. Of Warrants (Xi) (a)	Shareholding , as a % assuming full conversion of convertible securities (as a percentage of diluted share capital) (XI)= (VII)+(X) As a % of (A+B+C2)	Number of Locked in shares (XII)		Number of Shares pledged or otherwise encumbered (XIII)		Number of equity shares held in dematerialized form (XIV)	Sub-categorization of shares		
					No. (a)	As a % of total Shares held (b)	No. (a)	As a % of total Shares held (b)		Sub-category (i)	Sub-category (ii)	Sub-category (iii)
A	Table II - Statement showing shareholding pattern of the Promoter and Promoter Group											
(1)	Indian											
(a)				0.05					23950			
(d)				47.43					24662804			
Sub-Total (A) (1)				47.48					24686754			
(2)	Foreign											
(e)				25.1					13050475			
Sub-Total (A) (2)				25.1					13050475			
Total Shareholding of Promoter and Promoter Group (A)= (A)(1)+(A)(2)				72.58					37737229			
B	Table III - Statement showing shareholding pattern of the Public shareholder											
(1)	Institutions (Domestic)											
(a)				1.45					755825	0	0	0
(c)				0.01					6952	0	0	0
(d)				0.05					19290	0	0	0
(e)				0.04					22237	0	0	0
Sub-Total (B) (1)				1.56					804304	0	0	0



(2)	Institutions (Foreign)										
(d)				9.95				5173404	0	0	0
(e)				0.18				91543	0	0	0
(g)				0				1500	0	0	0
Sub-Total (B) (2)				10.13				5266447	0	0	0
(3)	Central Government / State Government(s)										
(a)				0				377	0	0	0
(b)				0.05				0	0	0	0
Sub-Total (B) (3)				0.05				377	0	0	0
(4)	Non-institutions										
(c)				0				700	0	0	0
(f)				0.9				466764	0	0	0
(g)				10.73				5181873	0	0	0
(h)				2.27				1181707	0	0	0
(i)				0.49				255581	0	0	0
(j)				0				600	0	0	0
(l)				0.71				368468	0	0	0
(m)				0.58				301553	0	0	0
Sub-Total (B) (4)				15.69				7757246	0	0	0
Total Public Shareholding (B)=(B)(1)+ (B)(2)+(B)(3)+(B)(4)				27.42				13828374	0	0	0
C	Table IV - Statement showing shareholding pattern of the Non Promoter- Non Public shareholder										
Total (A+B+C2)				100				51565603			
Total (A+B+C)				100				51565603			
Disclosure of notes on shareholding pattern								Textual Information(1)			
Disclosure of notes on shareholding pattern for company remarks explanatory								Textual Information(1)			



Text Block	
Textual Information()	<p>1. Spicebolls Investments Limited (Promoter Group) disposed off its entire shareholding aggregating to 83,591 Equity Shares in open market in December, 2022. Spicebolls Investments Limited is shown in the Promoter Group Category with NIL Shareholding as it is a constituent of the Promoter Group of the Company.</p> <p>2. KK Modi Family Trust is shown in the Promoter Group category with current Shareholding as NIL. It is a Constituent of the Promoter Group of the Company.</p> <p>3. KEDARNATH MODI (TRUSTEE) MODI SPG.& WVG MILLS CO. LTD. (HEADOFFICE) EMPLOYEES WELFARE TRUST- 45,000 Equity shares held by the Trust were transferred to the IEPF Authority in December, 2022 in accordance with the IEPF Rules. The Trust is shown in the Promoter Group Category with currently NIL Shareholding. It is a constituent of the Promoter Group of the Company.</p> <p>4. Upasana Investment Pvt Ltd disposed off its entire shareholding aggregating to 450 Equity Shares in Open Market during the quarter ended 30th September, 2023. Upasana Investment Pvt Ltd is shown in the Promoter Group Category with NIL Shareholding as it is a constituent of the Promoter Group of the Company.</p>
Textual Information()	<p>Foreign Ownership approved limits break-up is as under:</p> <p>i. Foreign Direct Investment (FDI): 25.10% -</p> <p>Please note that as per Foreign Exchange Management (Non-debt Instruments) Rules, 2019 (Rules), FDI is prohibited in the Company, as it is primarily engaged into manufacturing of cigarettes. Further, the Company has been operating since 1936 and one of the Promoters of the Company, being Foreign Body Corporate, holds 25.1% equity share capital of the Company, in terms of relevant permissions obtained, prior to the said prohibition in FDI coming into place.</p> <p>ii. Foreign Portfolio Investment (FPI): 24.00% - As per the Rules, the aggregate limit is 24%.</p> <p>iii. Non-Resident Indian (NRI) or Overseas Citizen of India (OCI) on repatriation basis: 10.00% - As per the Rules, the total holdings of all NRIs and OCIs, put together, shall not exceed 10% of the total paid up equity capital. The aggregate ceiling may be raised to 24% if special resolution is passed. Please note that the Company has not passed any special resolution, hence the limits continue to be 10%.</p>



Individuals/Hindu undivided Family						
Serial No.	1	2	3	4	5	6
Name of the Shareholders (I)	Divya Modi Tongya	Ritika Nikhil Rungta	Bina Modi	Ruchir Kumar Lalit Modi	Samir Kumaar Modi	Charu Modi
PAN (II)	AJZPM9106B	ABZPR4037J	AAPPM4174L	APMPM0002P	AAVPM0628H	ACSPB6374J
No. of fully paid up equity shares held (IV)	11500	5440	3000	2000	2000	10
No. Of Partly paid-up equity shares held (V)						
No. Of shares underlying Depository Receipts (VI)						
Total nos. shares held (VII) = (IV)+ (V)+ (VI)	11500	5440	3000	2000	2000	10
Shareholding as a % of total no. of shares (calculated as per SCRR, 1957) (VIII) As a % of (A+B+C2)	0.02	0.01	0.01	0	0	0
Number of Voting Rights held in each class of securities (IX)						
Class eg:X	11500	5440	3000	2000	2000	10
Class eg:y						
Total	11500	5440	3000	2000	2000	10
Total as a % of Total Voting rights	0.02	0.01	0.01	0	0	0
No. Of Shares Underlying Outstanding convertible securities (X)						
No. of Shares Underlying Outstanding Warrants (Xi)						



No. Of Shares Underlying Outstanding convertible securities and No. Of Warrants (Xi) (a)						
Shareholding , as a % assuming full conversion of convertible securities (as a percentage of diluted share capital) (XI)= (VII)+(Xi)(a) As a % of (A+B+C2)	0.02	0.01	0.01	0	0	0
Number of Locked in shares (XII)						
No. (a)						
As a % of total Shares held (b)						
Number of Shares pledged or otherwise encumbered (XIII)						
No. (a)						
As a % of total Shares held (b)						
Number of equity shares held in dematerialized form (XIV)	11500	5440	3000	2000	2000	10
Reason for not providing PAN						
Reason for not providing PAN						
Shareholder type	Promoter Group	Promoter Group	Promoter	Promoter Group	Promoter Group	Promoter Group



Individuals/Hindu undivided Family


Serial No.	
Name of the Shareholders (I)	Click here to go back
PAN (II)	Total
No. of fully paid up equity shares held (IV)	23950
No. Of Partly paid-up equity shares held (V)	
No. Of shares underlying Depository Receipts (VI)	
Total nos. shares held (VII) = (IV)+ (V)+ (VI)	23950
Shareholding as a % of total no. of shares (calculated as per SCRR, 1957) (VIII) As a % of (A+B+C2)	0.05
Number of Voting Rights held in each class of securities (IX)	
Class eg:X	23950
Class eg:y	
Total	23950
Total as a % of Total Voting rights	0.05
No. Of Shares Underlying Outstanding convertible securities (X)	
No. of Shares Underlying Outstanding Warrants (Xi)	



No. Of Shares Underlying Outstanding convertible securities and No. Of Warrants (Xi) (a)	
Shareholding , as a % assuming full conversion of convertible securities (as a percentage of diluted share capital) (XI)= (VII)+(Xi)(a) As a % of (A+B+C2)	0.05
Number of Locked in shares (XII)	
No. (a)	
As a % of total Shares held (b)	
Number of Shares pledged or otherwise encumbered (XIII)	
No. (a)	
As a % of total Shares held (b)	
Number of equity shares held in dematerialized form (XIV)	23950
Reason for not providing PAN	
Reason for not providing PAN	
Shareholder type	



Any Other (specify)							
Serial No.	1	2	3	4	5	6	7
Category	Trusts	Trusts	Trusts	Trusts	Trusts	Trusts	Trusts
Name of the Shareholders (I)	K K MODI & BINA MODI TRUSTEES - INDOFIL SENIOR EXECUTIVES (OFFICES) WELFARE TRUST	K K MODI & BINA MODI TRUSTEES - INDOFIL JUNIOR EMPLOYEES (FACTORY) WELFARE TRUST	K K MODI & BINA MODI TRUSTEES - INDOFIL JUNIOR EMPLOYEES (OFFICES) WELFARE TRUST	K K MODI & BINA MODI TRUSTEES - INDOFIL SENIOR EXECUTIVES (FACTORY) WELFARE TRUST	K K MODI & BINA MODI TRUSTEES - INDOFIL SENIOR EXECUTIVES (FACTORY) BENEFIT TRUST	K K MODI & BINA MODI TRUSTEES - INDOFIL JUNIOR EMPLOYEES (OFFICES) BENEFIT TRUST	K K MODI & BINA MODI TRUSTEES - INDOFIL JUNIOR EMPLOYEES (FACTORY) BENEFIT TRUST
PAN (II)	AAATI5752M	AAATI5759A	AAATI5755N	AAATI5757Q	AAATI5756R	AAATI5760M	AAATI5758B
No. of the Shareholders (I)	1	1	1	1	1	1	1
No. of fully paid up equity shares held (IV)	386280	380000	308560	308560	141360	108220	100560
No. Of Partly paid-up equity shares held (V)							
No. Of shares underlying Depository Receipts (VI)							
Total nos. shares held (VII) = (IV)+ (V)+ (VI)	386280	380000	308560	308560	141360	108220	100560
Shareholding as a % of total no. of shares (calculated as per SCRR, 1957) (VIII) As a % of (A+B+C2)	0.74	0.73	0.59	0.59	0.27	0.21	0.19
Number of Voting Rights held in each class of securities (IX)							
Class eg: X	386280	380000	308560	308560	141360	108220	100560
Class eg:y							
Total	386280	380000	308560	308560	141360	108220	100560




Total as a % of Total Voting rights	0.74	0.73	0.59	0.59	0.27	0.21	0.19
No. Of Shares Underlying Outstanding convertible securities (X)							
No. of Shares Underlying Outstanding Warrants (Xi)							
No. Of Shares Underlying Outstanding convertible securities and No. Of Warrants (Xi) (a)							
Shareholding , as a % assuming full conversion of convertible securities (as a percentage of diluted share capital) (XI)= (VII)+(X) As a % of (A+B+C2)	0.74	0.73	0.59	0.59	0.27	0.21	0.19
Number of Locked in shares (XII)							
No. (a)							
As a % of total Shares held (b)							
Number of Shares pledged or otherwise encumbered (XIII)							
No. (a)							
As a % of total Shares held (b)							
Number of equity shares held in dematerialized form (XIV)	386280	380000	308560	308560	141360	108220	100560
Reason for not providing PAN							
Reason for not providing PAN							
Shareholder type	Promoter Group	Promoter Group	Promoter Group	Promoter Group	Promoter Group	Promoter Group	Promoter Group

A

Any Other (specify)							
Serial No.	8	9	10	11	12	13	14
Category	Trusts	Bodies Corporate	Bodies Corporate	Bodies Corporate	Bodies Corporate	Bodies Corporate	Bodies Corporate
Name of the Shareholders (I)	K K MODI & BINA MODI TRUSTEES INDOFIL SENIOR EXECUTIVES (OFFICES) BENEFIT TRUST	K K Modi Investment And Financial Services Pvt Ltd	Good Investment (India) Ltd	Quick Investment (India) Ltd	Super Investment (India) Limited	Hma Udyog Pvt Ltd	Longwell Investment Pvt Ltd
PAN (II)	AAATI5761L	AAACK0322L	AAACG0727B	AAACQ0222D	AAACS1151M	AAACH1710M	AAACL3163G
No. of the Shareholders (I)	1	1	1	1	1	1	1
No. of fully paid up equity shares held (IV)	22840	15517916	4309220	2235800	527260	122228	80000
No. Of Partly paid-up equity shares held (V)							
No. Of shares underlying Depository Receipts (VI)							
Total nos. shares held (VII) = (IV)+ (V)+ (VI)	22840	15517916	4309220	2235800	527260	122228	80000
Shareholding as a % of total no. of shares (calculated as per SCRR, 1957) (VIII) As a % of (A+B+C2)	0.04	29.85	8.29	4.3	1.01	0.24	0.15
Number of Voting Rights held in each class of securities (IX)							
Class eg: X	22840	15517916	4309220	2235800	527260	122228	80000
Class eg:y							
Total	22840	15517916	4309220	2235800	527260	122228	80000
Total as a % of Total Voting rights	0.04	29.85	8.29	4.3	1.01	0.24	0.15

No. Of Shares Underlying Outstanding convertible securities (X)							
No. of Shares Underlying Outstanding Warrants (Xi)							
No. Of Shares Underlying Outstanding convertible securities and No. Of Warrants (Xi) (a)							
Shareholding , as a % assuming full conversion of convertible securities (as a percentage of diluted share capital) (XI)= (VII)+(X) As a % of (A+B+C2)	0.04	29.85	8.29	4.3	1.01	0.24	0.15
Number of Locked in shares (XII)							
No. (a)							
As a % of total Shares held (b)							
Number of Shares pledged or otherwise encumbered (XIII)							
No. (a)							
As a % of total Shares held (b)							
Number of equity shares held in dematerialized form (XIV)	22840	15517916	4309220	2235800	527260	122228	80000
Reason for not providing PAN							
Reason for not providing PAN							
Shareholder type	Promoter Group	Promoter Group	Promoter Group	Promoter Group	Promoter Group	Promoter Group	Promoter Group



Any Other (specify)						
Serial No.	15	16	17	18	19	20
Category	Bodies Corporate	Bodies Corporate	Bodies Corporate	Bodies Corporate	Trusts	Trusts
Name of the Shareholders (I)	Swasth Investment Pvt Ltd	Motto Investment Private Limited	Upasana Investment Pvt Ltd	Spicebulls Investment Limited	KK Modi Family Trust	KEDARNATH MODI (TRUSTEE) MODI SPG.& WVG MILLS CO. LTD. (HEADOFFICE) EMPLOYEES WELFARE TRUST
PAN (II)	AADCS5021P	AADCM7321G	AAACU2119F	AAACT2704K	AABTK5068P	ZZZZZ9999Z
No. of the Shareholders (I)	1	1	0	0	0	0
No. of fully paid up equity shares held (IV)	80000	34000	0	0	0	0
No. Of Partly paid-up equity shares held (V)						
No. Of shares underlying Depository Receipts (VI)						
Total nos. shares held (VII) = (IV)+ (V)+ (VI)	80000	34000	0	0	0	0
Shareholding as a % of total no. of shares (calculated as per SCRR, 1957) (VIII) As a % of (A+B+C2)	0.15	0.07	0	0	0	0
Number of Voting Rights held in each class of securities (IX)						
Class eg: X	80000	34000	0	0	0	0
Class eg:y						
Total	80000	34000	0	0	0	0
Total as a % of Total Voting rights	0.15	0.07	0	0	0	0
No. Of Shares Underlying Outstanding						




convertible securities (X)						
No. of Shares Underlying Outstanding Warrants (Xi)						
No. Of Shares Underlying Outstanding convertible securities and No. Of Warrants (Xi) (a)						
Shareholding , as a % assuming full conversion of convertible securities (as a percentage of diluted share capital) (XI)= (VII)+(X) As a % of (A+B+C2)	0.15	0.07	0	0	0	0
Number of Locked in shares (XII)						
No. (a)						
As a % of total Shares held (b)						
Number of Shares pledged or otherwise encumbered (XIII)						
No. (a)						
As a % of total Shares held (b)						
Number of equity shares held in dematerialized form (XIV)	80000	34000	0	0	0	0
Reason for not providing PAN						
Reason for not providing PAN						Textual Information(1)
Shareholder type	Promoter Group	Promoter Group	Promoter Group	Promoter Group	Promoter Group	Promoter Group



Any Other (specify)

Serial No.	
Category	Click here to go back
Name of the Shareholders (I)	
PAN (II)	Total
No. of the Shareholders (I)	16
No. of fully paid up equity shares held (IV)	24662804
No. Of Partly paid-up equity shares held (V)	
No. Of shares underlying Depository Receipts (VI)	
Total nos. shares held (VII) = (IV)+ (V)+ (VI)	24662804
Shareholding as a % of total no. of shares (calculated as per SCRR, 1957) (VIII) As a % of (A+B+C2)	47.43
Number of Voting Rights held in each class of securities (IX)	
Class eg: X	24662804
Class eg:y	
Total	24662804
Total as a % of Total Voting rights	47.43
No. Of Shares Underlying Outstanding convertible securities (X)	



No. of Shares Underlying Outstanding Warrants (Xi)	
No. Of Shares Underlying Outstanding convertible securities and No. Of Warrants (Xi) (a)	
Shareholding , as a % assuming full conversion of convertible securities (as a percentage of diluted share capital) (XI)= (VII)+(X) As a % of (A+B+C2)	47.43
Number of Locked in shares (XII)	
No. (a)	
As a % of total Shares held (b)	
Number of Shares pledged or otherwise encumbered (XIII)	
No. (a)	
As a % of total Shares held (b)	
Number of equity shares held in dematerialized form (XIV)	24662804
Reason for not providing PAN	
Reason for not providing PAN	
Shareholder type	



A circular stamp is visible on the right side of the page, partially overlapping the bottom right corner of the table. Below the stamp, there is a handwritten signature in blue ink.

Text Block

Textual Information(1)

As per the information available with the Company, KEDARNATH MODI (TRUSTEE) MODI SPG.& WVG MILLS CO. LTD. (HEADOFFICE) EMPLOYEES WELFARE TRUST is not holding PAN.

SA

Any Other (specify)		
Serial No.	1	
Category	Bodies Corporate	
Name of the Shareholders (I)	Philip Morris Global Brands Inc	Click here to go back
PAN (II)	AAGCP1534M	Total
No. of the Shareholders (I)	1	1
No. of fully paid up equity shares held (IV)	13050475	13050475
No. Of Partly paid-up equity shares held (V)		
No. Of shares underlying Depository Receipts (VI)		
Total nos. shares held (VII) = (IV)+ (V)+ (VI)	13050475	13050475
Shareholding as a % of total no. of shares (calculated as per SCRR, 1957) (VIII) As a % of (A+B+C2)	25.1	25.1
Number of Voting Rights held in each class of securities (IX)		
Class eg: X	13050475	13050475
Class eg:y		
Total	13050475	13050475
Total as a % of Total Voting rights	25.1	25.1
No. Of Shares Underlying Outstanding convertible securities (X)		



No. of Shares Underlying Outstanding Warrants (Xi)		
No. Of Shares Underlying Outstanding convertible securities and No. Of Warrants (Xi) (a)		
Shareholding , as a % assuming full conversion of convertible securities (as a percentage of diluted share capital) (XI)= (VII)+(X) As a % of (A+B+C2)	25.1	25.1
Number of Locked in shares (XII)		
No. (a)		
As a % of total Shares held (b)		0
Number of Shares pledged or otherwise encumbered (XIII)		
No. (a)		
As a % of total Shares held (b)		0
Number of equity shares held in dematerialized form (XIV)	13050475	13050475
Reason for not providing PAN		
Reason for not providing PAN		
Shareholder type	Promoter	




Mutual Funds

Serial No.	1	
Name of the Shareholders (I)	HSBC Midcap Fund	Click here to go back
PAN (II)	AAATH2467G	Total
No. of fully paid up equity shares held (IV)	571991	571991
No. Of Partly paid-up equity shares held (V)		
No. Of shares underlying Depository Receipts (VI)		
Total nos. shares held (VII) = (IV)+ (V)+ (VI)	571991	571991
Shareholding as a % of total no. of shares (calculated as per SCRR, 1957) (VIII) As a % of (A+B+C2)	1.1	1.1
Number of Voting Rights held in each class of securities (IX)		
Class eg: X	571991	571991
Class eg:y		
Total	571991	571991
Total as a % of Total Voting rights	1.1	1.1
No. Of Shares Underlying Outstanding convertible securities (X)		
No. of Shares Underlying Outstanding Warrants (Xi)		



No. Of Shares Underlying Outstanding convertible securities and No. Of Warrants (Xi) (a)		
Shareholding , as a % assuming full conversion of convertible securities (as a percentage of diluted share capital) (XI)= (VII)+(X) As a % of (A+B+C2)	1.1	1.1
Number of Locked in shares (XII)		
No. (a)		
As a % of total Shares held (b)		
Number of equity shares held in dematerialized form (XIV)	571991	571991
Reason for not providing PAN		
Reason for not providing PAN		
Sub-categorization of shares		
Shareholding (No. of shares) under		
Sub-category (i)	0	0
Sub-category (ii)	0	0
Sub-category (iii)	0	0



Foreign Portfolio Investors Category I

Searial No.	1	2	
Name of the Shareholders (I)	Jupiter India Fund	Jupiter South Asia Investment Company Limited - South Asia Access Fund	Click here to go back
PAN (II)	AABTT4862E	AAACB9126B	Total
No. of fully paid up equity shares held (IV)	2694390	695074	3389464
No. Of Partly paid-up equity shares held (V)			
No. Of shares underlying Depository Receipts (VI)			
Total nos. shares held (VII) = (IV)+ (V)+ (VI)	2694390	695074	3389464
Shareholding as a % of total no. of shares (calculated as per SCRR, 1957) (VIII) As a % of (A+B+C2)	5.18	1.34	6.52
Number of Voting Rights held in each class of securities (IX)			
Class eg: X	2694390	695074	3389464
Class eg:y			
Total	2694390	695074	3389464
Total as a % of Total Voting rights	5.18	1.34	6.52
No. Of Shares Underlying Outstanding convertible securities (X)			
No. of Shares Underlying Outstanding Warrants (Xi)			



No. Of Shares Underlying Outstanding convertible securities and No. Of Warrants (Xi) (a)			
Shareholding , as a % assuming full conversion of convertible securities (as a percentage of diluted share capital) (XI)= (VII)+(X) As a % of (A+B+C2)	5.18	1.34	6.52
Number of Locked in shares (XII)			
No. (a)			
As a % of total Shares held (b)			
Number of equity shares held in dematerialized form (XIV)	2694390	695074	3389464
Reason for not providing PAN			
Reason for not providing PAN			
Sub-categorization of shares			
Shareholding (No. of shares) under			
Sub-category (i)	0	0	0
Sub-category (ii)	0	0	0
Sub-category (iii)	0	0	0



Any Other (specify)

Serial No.	1	2	3	4	5	6
Category	LLP	HUF	Unclaimed or Suspense or Escrow Account	Clearing Members	Others	Trusts
Category / More than 1 percentage	Category	Category	Category	Category	Category	Category
Name of the Shareholders (I)					Independent Director	
PAN (II)						
No. of the Shareholders (I)	27	842	1	7	1	2
No. of fully paid up equity shares held (IV)	21401	228577	48730	875	2000	220
No. Of Partly paid-up equity shares held (V)						
No. Of shares underlying Depository Receipts (VI)						
Total nos. shares held (VII) = (IV)+ (V)+ (VI)	21401	228577	48730	875	2000	220
Shareholding as a % of total no. of shares (calculated as per SCRR, 1957) (VIII) As a % of (A+B+C2)	0.04	0.44	0.09	0	0	0
Number of Voting Rights held in each class of securities (IX)						
Class eg: X	21401	228577	48730	875	2000	220
Class eg:y						
Total	21401	228577	48730	875	2000	220
Total as a % of Total Voting rights	0.04	0.44	0.09	0	0	0
No. Of Shares Underlying Outstanding						




convertible securities (X)						
No. of Shares Underlying Outstanding Warrants (Xi)						
No. Of Shares Underlying Outstanding convertible securities and No. Of Warrants (Xi) (a)						
Shareholding , as a % assuming full conversion of convertible securities (as a percentage of diluted share capital) (XI)= (VII)+(X) As a % of (A+B+C2)	0.04	0.44	0.09	0	0	0
Number of Locked in shares (XII)						
No. (a)						
As a % of total Shares held (b)						
Number of equity shares held in dematerialized form (XIV)	21401	228327	48730	875	2000	220
Reason for not providing PAN						
Reason for not providing PAN						
Sub-categorization of shares						
Sub-category (i)	0	0	0	0	0	0
Sub-category (ii)	0	0	0	0	0	0
Sub-category (iii)	0	0	0	0	0	0



[Handwritten signature]

Any Other (specify)

Serial No.	
Category	
Category / More than 1 percentage	
Name of the Shareholders (I)	Click here to go back
PAN (II)	Total
No. of the Shareholders (I)	880
No. of fully paid up equity shares held (IV)	301803
No. Of Partly paid-up equity shares held (V)	
No. Of shares underlying Depository Receipts (VI)	
Total nos. shares held (VII) = (IV)+ (V)+ (VI)	301803
Shareholding as a % of total no. of shares (calculated as per SCRR, 1957) (VIII) As a % of (A+B+C2)	0.57
Number of Voting Rights held in each class of securities (IX)	
Class eg: X	301803
Class eg:y	
Total	301803
Total as a % of Total Voting rights	0.57
No. Of Shares Underlying Outstanding	



convertible securities (X)	
No. of Shares Underlying Outstanding Warrants (Xi)	
No. Of Shares Underlying Outstanding convertible securities and No. Of Warrants (Xi) (a)	
Shareholding , as a % assuming full conversion of convertible securities (as a percentage of diluted share capital) (XI)= (VII)+(X) As a % of (A+B+C2)	0.57
Number of Locked in shares (XII)	
No. (a)	
As a % of total Shares held (b)	
Number of equity shares held in dematerialized form (XIV)	301553
Reason for not providing PAN	
Reason for not providing PAN	
Sub-categorization of shares	
Shareholding (No. of shares) under	
Sub-category (i)	0
Sub-category (ii)	0
Sub-category (iii)	0



significant beneficial owners

Sr. No.	Details of the SBO					Details of the registered owner					Details of holding/ exercise of right of the SBO in the reporting company, whether direct or indirect*:					Date of creation / acquisition of significant beneficial interest	
	Name	PAN	Passport No. in case of a foreign national	Nationality	Nationality (Applicable in case of Any other is selected)	Name	PAN	Passport No. in case of a foreign national	Nationality	Nationality (Applicable in case of Any other is selected)	Whether by virtue of:						
											Shares	Voting rights	Rights on distributable dividend or any other distribution	Exercise of control	Exercise of significant influence		
1	Dr. (Mrs.) Bina Modi, Managing Trustee, K K Modi Family Trust	AABTK5068P		India		K K MODI INVESTMENT AND FINANCIAL SERVICES PRIVATE LIMITED	AAACK0322L		India		31.96				No	No	03-11-2019
Total:											31.96	0	0				

